


The Life Cycle of a Canoe

ABOUT THE AUTHOR


Romaine Culpepper

Ms. Culpepper began teaching at Taholah elementary School on the Quinalt Indian Reservation in 1999. Previously, she taught for twelve years at the Quilete Tribal school on the Quileute Indian Reservation. She also worked for the Timberland Regional Library system as a children's librarian and a community librarian. She has taught in both the Elma and the South Kitsap school districts. She finds time for her grown daughter, two appaloosa horses, an inside cat and three outside cats.




**Written and illustrated by
Romaine Culpepper
with the aid of her 3rd Grade class**


© 2002
This book was developed by the Northwest Native American Curriculum Project, sponsored by The Evergreen Center for Educational Improvement at The Evergreen State College and the Office of Indian Education at the Office of the Superintendent of Public Instruction. The project was partially funded by the Washington State Higher Education Coordinating Board.



The canoe is ending its journey.



Many are using the canoe.




A Makah man sits on upended half-carved canoe, taking off wood chips with a D-adze; there are finished canoes pulled up onto beach visible behind him. Washington, 1914.


MSCUA, University of Washington Libraries, NA753




The Canoe Maker is selecting a red cedar tree.




The Canoe Maker and his helper are finishing the canoe. They add the bow and the stern. They paint the inside and char the outside.




They are hollowing out the canoe. They are steaming the canoe to make it wide.



He thanks the tree for its wood to make a canoe. He and the helper are felling the tree by burning and chiseling.



The Canoe Maker and his helper are splitting the tree with mauls and wedges.



The Canoe Maker and his helper are shaping the tree with adzes.