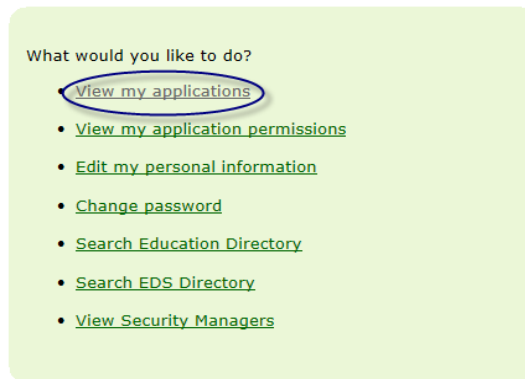


Investigating the Accuracy of LAP Enrollment in CEDARS

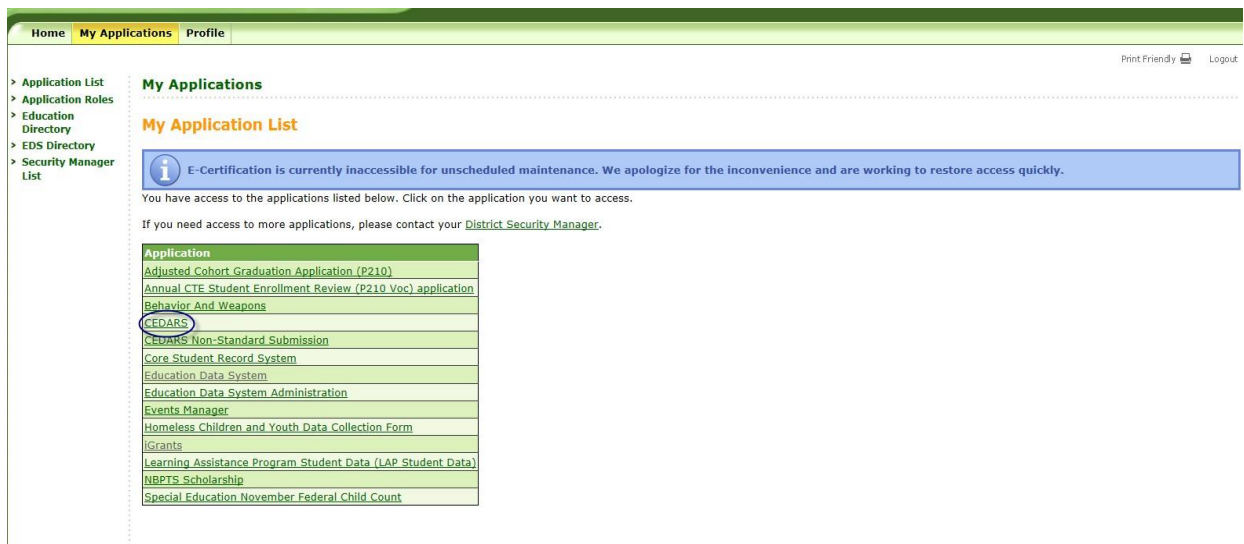
1. Log on to EDS ([Education Data System](#)).

username or [password](#)?'" data-bbox="268 155 727 319"/>

2. Click 'View my applications'.



3. Select 'CEDARS'.
 - If you do not see 'CEDARS' on the list, you need to contact your District Security Manager (in green lettering above the application list), and obtain the 'CEDARS Report Viewer Role'.



Home My Applications Profile

Print Friendly Logout

> Application List
> Application Roles
> Education Directory
> EDS Directory
> Security Manager List

My Applications

My Application List

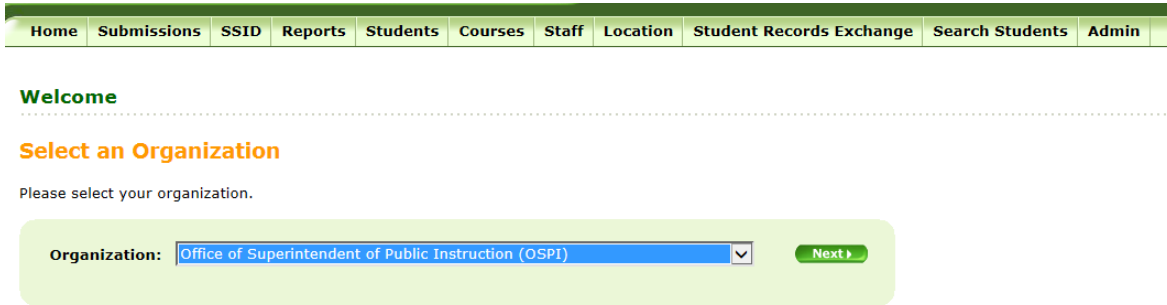
i E-Certification is currently inaccessible for unscheduled maintenance. We apologize for the inconvenience and are working to restore access quickly.

You have access to the applications listed below. Click on the application you want to access.

If you need access to more applications, please contact your [District Security Manager](#).

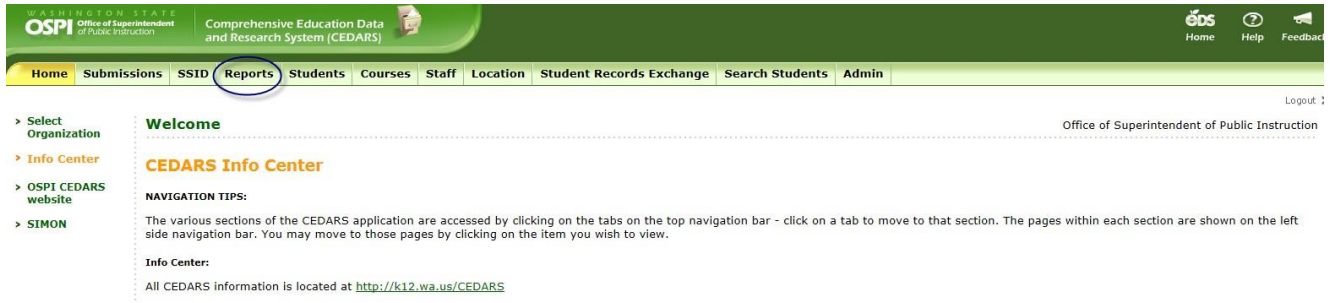
Application
Adjusted Cohort Graduation Application (P210)
Annual CTE Student Enrollment Review (P210 Voc) application
Behavior And Weapons
CEDARS
CEDARS Non-Standard Submission
Core Student Record System
Education Data System
Education Data System Administration
Events Manager
Homeless Children and Youth Data Collection Form
iGrants
Learning Assistance Program Student Data (LAP Student Data)
NBPTS Scholarship
Special Education November Federal Child Count

4. Select your organization (school or district).

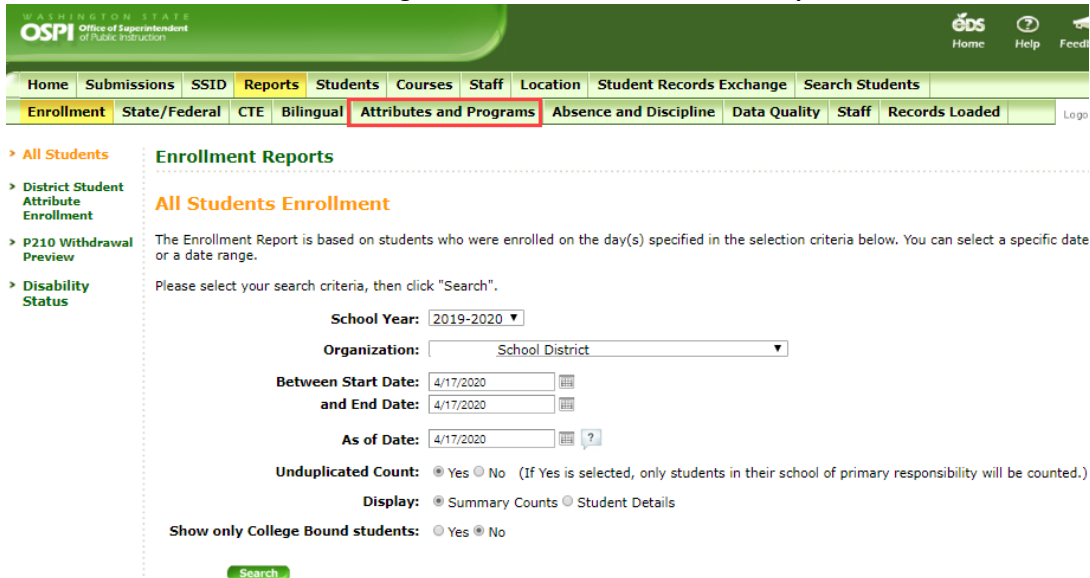


5. Select 'Reports' on the top tab bar.

- If you do not see 'Reports' on the top tab bar, please contact your District Security Manager (see step 3), and obtain the 'CEDARS Report Viewer Role'.



6. Select 'Attributes and Programs' on the second level of the top tab bar.



7. Select 'Dynamic Attribute and Program Report' on the left side.

The screenshot shows the OSPI website interface. The top navigation bar includes 'Home', 'Submissions', 'SSID', 'Reports', 'Students', 'Courses', 'Staff', 'Location', 'Student Records Exchange', and 'Search Students'. Below this is a secondary menu with 'Enrollment', 'State/Federal', 'CTE', 'Bilingual', 'Attributes and Programs', 'Absence and Discipline', 'Data Quality', 'Staff', and 'Records Loaded'. The sidebar on the left lists several report categories, with 'Dynamic Attribute and Program Report' highlighted in a purple box. The main content area is titled 'Attributes and Programs Reports' and 'Dynamic Attribute and Program Report'. It contains a search form with the following fields: 'School Year' (set to 2019-2020), 'Organization' (set to District), 'Attribute or Program' (set to 37 - LAP English Language Arts - Reading, Writing & Communication), 'Unduplicated Count' (radio buttons for Yes and No, with Yes selected), and 'Display' (radio buttons for Summary Counts and Student Details, with Student Details selected). A green 'Search' button is located below the form. Below the form, there are 'Business rules for the Dynamic Attribute and Program Report Report:' listed as three numbered points.

8. From here, you will be given six options.

- School Year: select school year in review, e.g., 2019-20
- Organization: Your organization (school or district)
- As of Date: Set to current date
- Unduplicated count: Yes
- Display: Student Details
- Attribute or Program: Select the valid value / program you wish to view

9. Select 'Search'.

This screenshot is identical to the one above, but with several red boxes highlighting the 'Search' button and the 'Unduplicated Count' radio buttons. The 'Search' button is highlighted in a red box, and the 'Yes' radio button for 'Unduplicated Count' is also highlighted in a red box. The 'Attribute or Program' field is highlighted in a light blue box. The 'Display' radio buttons are also highlighted in a light blue box.

10. All students currently enrolled in the selected LAP program will appear.

WASHINGTON STATE
OSPI Office of Superintendent of Public Instruction

Home Submissions SSID Reports Students Courses Staff Location Student Records Exchange Search Students Admin

Enrollment State/Federal CTE Bilingual Attributes and Programs Absence and Discipline Data Quality Staff Records Loaded Logout >

Dynamic Attribute and Program Report

Free / Reduced Price Meals
Eligibility
Demographic
Qualification

Special Education
Demographic
LRE and Disability

Title I

Attributes and Programs Reports

Dynamic Attribute and Program Report - Details

Total Records : 574

Download Format:

Page 1 of 12

School Year	School Code	School Name	District Student ID	SSID	First Name	Middle Name	Last Name	Grade Level	Gender	Federal Roll Up	Attribute or Program	Start Date	Exit Date	Exit Reason	Qualification
											37 - LAP				A -

11. If this list is inaccurate, please contact your CEDARS District Administrator(s).