

CI Webinar Six – What is the LEA-Consolidated Accountability Plan

Office of System and School Improvement
March 2025



CI Webinar Six: What is the LEA-Consolidated Accountability Plan

What is the L-CAP?:


Local Education Agency (LEA) Consolidated Accountability Plan (L-CAP) Template: SY 2025-26

Welcome to the Local Education Agency Consolidated Accountability Plan (L-CAP) planning template. This planning template provides detailed instructions to guide you in gathering data and answering questions. The process of working through the Integrated Student Supports (ISS) Protocol can be used to support information included on the L-CAP as well as other state and federal requirements.

The official L-CAP must be completed with [the online tool](#). The LEA's L-CAP will be automatically sorted into the district's folder on the [OSSI Basecamp site](#). If at any point you need to save your work and continue filling out the online L-CAP later, use the "Save and Continue" option located in a bar on each page. A link will be emailed to you that will allow you to return to the template later without losing the information you've already entered. For additional support in completing the L-CAP template, please reference the [L-CAP Implementation Guide](#).

Please enter information relevant to the Local Education Agency (LEA); i.e., school district, in the table below:

School District:	
District Contact for L-CAP (Name and Title):	Click or tap here to enter text.
Email:	Click or tap here to enter text.
Phone Number:	Click or tap here to enter text.
District Contact for School Improvement (Name and Title):	Oversight for school improvement- can create logic in Alchemer.

 Washington Office of Superintendent of
PUBLIC INSTRUCTION

Defining the L-CAP:

- A required plan under the Every Student Succeeds Act (ESSA)
- Supports schools needing improvement
- Identifies resource gaps and aligns district goals

The Six Steps of L-CAP

Six Steps to Completing the L-CAP :

1. Gather Required Information
2. Develop School Improvement Plans (SIPs)
3. Draft the L-CAP
4. Identify and Implement Evidence-Based Interventions (EBIs)
5. Establish Progress Monitoring
6. Submit and Maintain Compliance



Step 1 - Gather Required Information



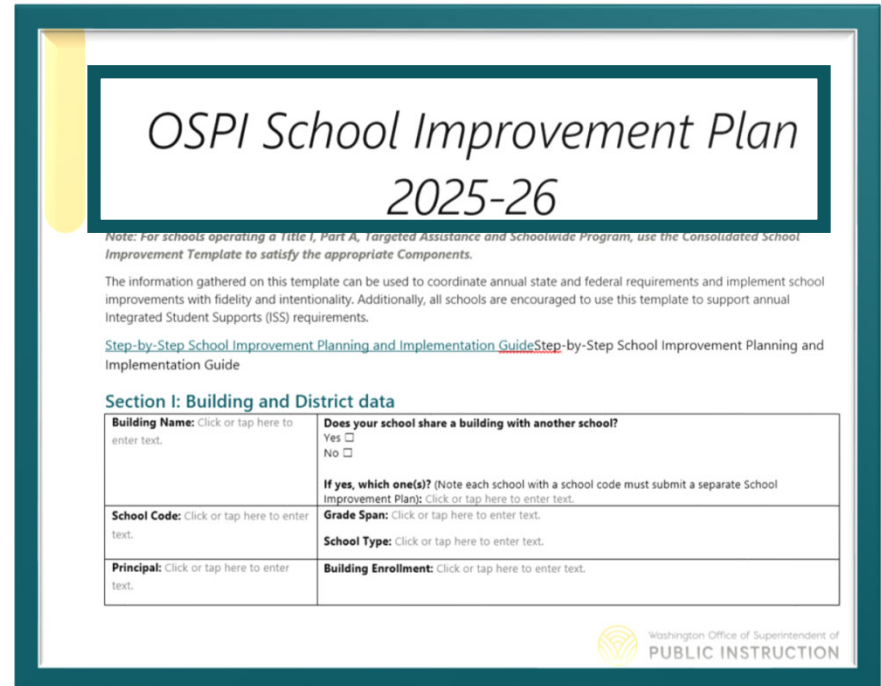
Collecting Essential Data

- Identify schools needing support (WSIF data)
- Conduct a Comprehensive Needs Assessment (CNA)
- Analyze resource inequities (funding, staffing, program access)

Step 2 - Develop School Improvement Plans (SIPs)

Creating Targeted Action Plans

- Each identified school must create a SIP
- Plans include SMARTIE goals and evidence-based strategies
- SIPs must align with district priorities

The image shows a template for the OSPI School Improvement Plan for the 2025-26 school year. The title "OSPI School Improvement Plan 2025-26" is centered at the top in a large, elegant font. Below the title, there is a note for schools operating under specific programs. A paragraph explains that the template is used to coordinate annual state and federal requirements and implement school improvements. A link to the "Step-by-Step School Improvement Planning and Implementation Guide" is provided. The form is divided into "Section I: Building and District data" which contains several input fields: "Building Name", "Does your school share a building with another school?" (with Yes/No checkboxes), "School Code", "Grade Span", "School Type", "Principal", and "Building Enrollment". Each field has a placeholder text indicating where to click or tap to enter text. The Washington Office of Superintendent of Public Instruction logo is in the bottom right corner.

OSPI School Improvement Plan
2025-26


Note: For schools operating a Title I, Part A, Targeted Assistance and Schoolwide Program, use the Consolidated School Improvement Template to satisfy the appropriate Components.

The information gathered on this template can be used to coordinate annual state and federal requirements and implement school improvements with fidelity and intentionality. Additionally, all schools are encouraged to use this template to support annual Integrated Student Supports (ISS) requirements.

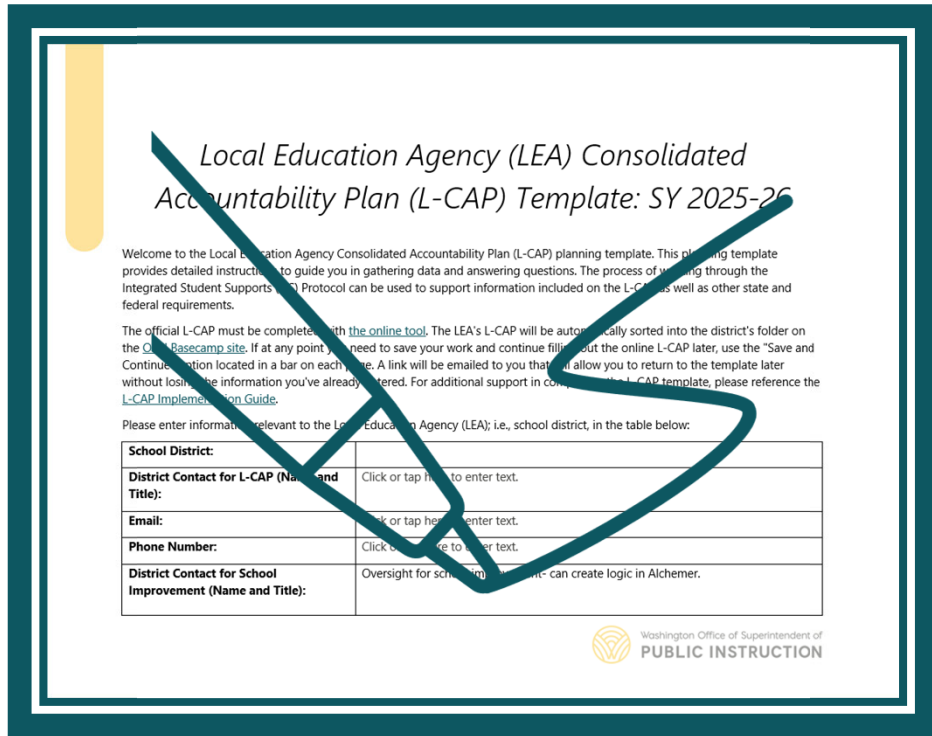
[Step-by-Step School Improvement Planning and Implementation Guide](#) Step-by-Step School Improvement Planning and Implementation Guide

Section I: Building and District data

Building Name: Click or tap here to enter text.	Does your school share a building with another school? Yes <input type="checkbox"/> No <input type="checkbox"/> If yes, which one(s)? (Note each school with a school code must submit a separate School Improvement Plan): Click or tap here to enter text.
School Code: Click or tap here to enter text.	Grade Span: Click or tap here to enter text.
Principal: Click or tap here to enter text.	School Type: Click or tap here to enter text.
	Building Enrollment: Click or tap here to enter text.

 Washington Office of Superintendent of
PUBLIC INSTRUCTION

Step 3 - Draft the L-CAP




Local Education Agency (LEA) Consolidated Accountability Plan (L-CAP) Template: SY 2025-26

Welcome to the Local Education Agency Consolidated Accountability Plan (L-CAP) planning template. This planning template provides detailed instructions to guide you in gathering data and answering questions. The process of working through the Integrated Student Supports (ISS) Protocol can be used to support information included on the L-CAP as well as other state and federal requirements.

The official L-CAP must be completed with [the online tool](#). The LEA's L-CAP will be automatically sorted into the district's folder on the [OAS basecamp site](#). If at any point you need to save your work and continue filling out the online L-CAP later, use the "Save and Continue" button located in a bar on each page. A link will be emailed to you that will allow you to return to the template later without losing the information you've already entered. For additional support in completing the L-CAP template, please reference the [L-CAP Implementation Guide](#).

Please enter information relevant to the Local Education Agency (LEA); i.e., school district, in the table below:

School District:	
District Contact for L-CAP (Name and Title):	Click or tap here to enter text.
Email:	Click or tap here to enter text.
Phone Number:	Click or tap here to enter text.
District Contact for School Improvement (Name and Title):	Oversight for school improvement can create logic in Alchemer.

 Washington Office of Superintendent of
PUBLIC INSTRUCTION

Bringing It All Together

- Use the L-CAP template
- Ensure alignment with school SIPs
- Address collaboration, feedback, and equity

Steps 4 & 5 - Implement and Monitor Progress

Action and Accountability

- Choose at least two evidence-based interventions per goal
- Define success measures and track progress
- Adjust strategies based on data

Improvement Activities: Evidence-based interventions and Data Measures Table

Please indicate at least two (2) evidence-based interventions (EBIs) you will implement to support Goal 1. These should be retrieved from sources such as [Department of Education \(DOE\) Evidence-Based Interventions](#), [What Works Clearinghouse](#), [OSPI Learning Assistance Program Menu of Best Practices](#), [Continuous School Improvement Resources](#). Please also list the data sources that will measure the impact and effectiveness of each evidence-based intervention in the Data to Measure Effectiveness and Impact column.

What will the LEA do to support schools to achieve their SIP goals?

	Evidence-Based Interventions	Data to Measure Effectiveness and Impact
1.	Click or tap here to enter text.	Click or tap here to enter text.
2.	Click or tap here to enter text.	Click or tap here to enter text.
3.	Click or tap here to enter text.	Click or tap here to enter text.
4.	Click or tap here to enter text.	Click or tap here to enter text.



Washington Office of Superintendent of
PUBLIC INSTRUCTION

Step 6 - Compliance and Continuous Improvement



Submitting and Updating the Plan

- Submit the L-CAP online
- Maintain records for compliance
- Regularly update based on results

The Role of Community and Tribal Consultation

Partnering for Student Success

- Schools must consult with families, educators, and tribal leaders
- Feedback helps shape effective strategies
- Ensures cultural and linguistic responsiveness



Conclusion & Next Steps



Moving Forward with L-CAP

- A strong L-CAP leads to better student outcomes
- Ongoing data tracking and community input matter
- Schools, families, and districts must work together



Washington Office of Superintendent of
PUBLIC INSTRUCTION

Continuous School Improvement Resources

- Additional Webinars
- Submission Schedule
- WSIF Cycle 3 Lists of Schools Identified for Support
- Next Steps One-Pagers
- SIP, Progress Monitoring and L-Cap Templates and Implementation Guides
- Funding and Grant Information
- School Improvement Resources



The screenshot displays the OSPI website's 'Continuous School Improvement Resources' page. The header includes the OSPI logo, the text 'Washington Office of Superintendent of PUBLIC INSTRUCTION', and social media icons. A navigation bar lists: Home, Student Success, Certification, Educator Support, Policy & Funding, Data & Reporting, and About OSPI. Below the navigation bar, a breadcrumb trail reads: Home » Student Success » Support Programs » System And School Improvement » Continuous School Improvement Resources.

The main content area is titled 'Continuous School Improvement Resources'. It features a left sidebar under the heading 'STUDENT SUCCESS' with links to: Resources by Subject Area, Learning Standards & Instructional Materials, Graduation, Testing, Career & Technical Education (CTE), Special Education, Support Programs (with sub-links for Attendance, Chronic Absenteeism, and Truancy), Building Bridges, Center for the Improvement of Student Learning (CISL), Dual Credit Programs, Early Learning, and Inclusionary Practices Technical Assistance Network (IPTN).

The main text area explains that OSPI provides numerous resources and tools to assist partners, districts, and schools in creating a learning environment and system of sustainable growth. It states that the page consists of information sheets, guides, tutorials, and FAQs pertaining to Continuous School Improvement supports for schools identified for tiered support through the Washington School Improvement Framework (WSIF). Each section below provides information related to School Identification, School Improvement Plans (SIPs), Grant Management, and more. An 'Expand all' link is present.

On the right side, there are three boxes: 'Guides and Submission Schedule' with a link to '2024-25 WSIF Cycle 3 Year-At-A-Glance (PDF)', 'Contact Information' with an 'OSPI Inbox' link and description, and a list of resource categories with dropdown arrows: Cycle 3 WSIF Identification, Improvement and Accountability Planning & Progress Monitoring Templates, OSSI Grants and Fiscal Guidance, Data & Implementation Resources, Open Doors & Reengagement Resources, and Continuous Improvement Webinar Series & Office Hours.

Contact us directly: ossi@k12.wa.us



Washington Office of Superintendent of
PUBLIC INSTRUCTION

Connect with us!



k12.wa.us



facebook.com/waospi



twitter.com/waospi



youtube.com/waospi



medium.com/waospi



linkedin.com/company/waospi