



Washington Office of Superintendent of  
**PUBLIC INSTRUCTION**

*Washington Access to  
Instruction & Measurement  
(WA-AIM) Test  
Administration Manual  
2024–25*

**2024**

# WA-AIM TEST ADMINISTRATION MANUAL 2024–25

**Rebecca Wallace**

**Assistant Superintendent of Secondary  
Education and Pathway Preparation**

**Prepared by:**

- **Christopher Hanczrik**, Director of Assessment Operations  
[christopher.hanczrik@k12.wa.us](mailto:christopher.hanczrik@k12.wa.us) | 360-485-3580
- **Leslie Huff**, Alternate Assessment Coordinator  
[leslie.huff@k12.wa.us](mailto:leslie.huff@k12.wa.us) | 360-725-6338



Washington Office of Superintendent of  
**PUBLIC INSTRUCTION**

# TABLE OF CONTENTS

Introduction.....	5
Purpose of the Washington Access to Instruction & Measurement (WA-AIM).....	5
Overview of the WA-AIM.....	5
Content and Grades Assessed.....	6
Relevant Documents, Trainings, and Locations.....	7
Participation Guidelines.....	7
Engagement Rubric.....	8
Student Registration.....	8
Administration Windows.....	9
Spring 2025 Accountability Administration.....	9
High School Retakes.....	9
Test and Student Information Security.....	9
Secure Storage.....	10
DRC Data Security Policy.....	10
Adaptations/Accommodations.....	10
Additional Tools, Supports, and Accommodations for Multilingual Learners.....	11
Assessment Components and Resources.....	11
Essential Elements.....	11
Science Essential Concepts.....	12
Access Point Frameworks.....	12
Performance Tasks.....	14
Washington K–12 Learning Standard:.....	15
4.NF.1 Mathematics Number and operations-Fractions – Extend Understanding of Fraction Equivalence and Ordering.....	15
Essential Element.....	15
Final Form Options.....	16
Test Administration Considerations.....	17
Allowable Adaptations/Accommodations.....	17
Additional Materials for Test Administration.....	17
Assessment Administration.....	18
Who Administers the Assessment.....	18
Test Administrator.....	18
Observer.....	19

Before the Administration Window—Getting Ready ..... 19

- Step 1: Identify and confirm students to be assessed with WA-AIM ..... 19
- Step 2: Familiarize yourself with the WA-AIM materials ..... 20
- Step 3: Gather required material and student supports for administration of performance tasks 20
- Step 4: Identify and Schedule required observer..... 20
- Step 5: Access INSIGHT Item and Form Management ..... 21

When the Test Administration Window Opens ..... 21

- Step 6: Access INSIGHT Registration ..... 21
- Step 7: Administer final performance task ..... 21
- Step 8: Enter Final Form testlet information in INSIGHT Student Performance Data..... 21

Insight..... 22

- User Management ..... 22
- Student Management ..... 22
- Item and Form Management..... 22
- Registration ..... 22
- Student Performance Data ..... 23
- Report Delivery ..... 23

Student Characteristic Survey (SCS)..... 23

Scoring and Reporting ..... 23

- Scoring ..... 23
- Reporting ..... 24

Contact Information..... 25

Appendix A ..... 26

- IEP Team Decision Making Guidelines Regarding Student Participation in Statewide Assessments ..... 26
- General Criteria ..... 26
- Alternate Assessment ..... 27

Appendix B ..... 30

- Engagement Rubric Guidance and Directions for Use ..... 30
- Guidance..... 30
- Pre- ID Registration ..... 30

Appendix C ..... 31

- WA-AIM Student Pre-ID in WAMS..... 31
- Other critical changes to be aware of that require the use of this application:..... 31

# INTRODUCTION

## Purpose of the Washington Access to Instruction & Measurement (WA-AIM)

The Individuals with Disabilities Education Improvement Act of 2004 (IDEA) articulates requirements related to the assessment of students with disabilities. The IDEA also requires the participation of students with disabilities in grade-level state- and district-wide assessments. Specific IDEA requirements include the following.

1. Students with disabilities are included in general state- and district-wide assessment programs, with appropriate accommodations, where necessary (Sec. 612 (a) (16) (A)). The term “individualized education program” or “IEP” means a written statement for each child with a disability that is developed, reviewed, and revised in accordance with this section and that includes . . . a statement of any individual modifications in the administration of state- or district- wide assessments of student achievement that are needed in order for the child to participate in such assessments; and if the IEP Team determines that the child will not participate in a particular state- or district-wide assessment of student achievement (or part of such an assessment), a statement of why that assessment is not appropriate for the child; and how the child will be assessed (Sec. 614 (d) (1) (A) (V) and VI)).
2. The State must ensure that all children with disabilities are included in all general state- and district-wide assessment programs, including assessments described under section 1111 of the ESEA, 20 U.S.C. 6311, with appropriate accommodations and alternate assessments, if necessary, as indicated in their respective IEPs.

The Every Student Succeeds Act (ESSA) reauthorizes the [Elementary and Secondary Education Act \(ESEA\)](#)<sup>1</sup>, the nation's national education law and longstanding commitment to equal opportunity for all students. The ESSA's requirements concerning students with disabilities<sup>2</sup> include:

- Schools are accountable to the public for the educational achievements of all students
- All students participate in grade-level assessments in order to meet this expectation of accountability, and
- Assessments provide reasonable adaptations and accommodations for students with disabilities in order to measure the academic achievement of students on grade-level standards.

## OVERVIEW OF THE WA-AIM

The Washington-Access to Instruction & Measurement (WA-AIM) is a performance task assessment aligned to the Washington K–12 Learning Standards in English language arts, mathematics, and science.

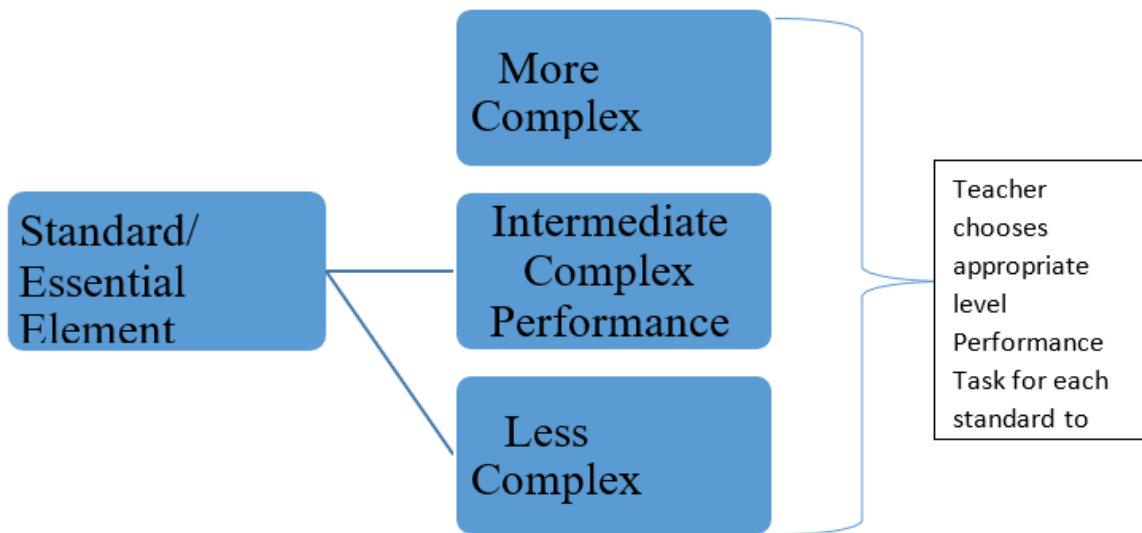
---

<sup>1</sup> The Elementary and Secondary Education Act (ESEA) as amended by Every Student Succeeds Act (ESSA).

<sup>2</sup> *Students with disabilities* are those students eligible for special education and related services who have an Individualized Education Program (IEP). This does not include students eligible for 504 plan services.

Each standard is assessed through the administration of a Performance Task testlet related to the key knowledge and skills of the standard. The Performance Tasks testlets for each standard are available at three different complexity levels (More Complex, Intermediate Complex, and Less Complex) to provide students a continuum of entry points along which to show their knowledge and skills aligned to the Washington K–12 Learning Standards. The educator most familiar with the student will determine which complexity level each Performance Task testlet is administered at for each student.

Each Performance Task testlet must be composed of five same level items, which in totality, meet the requirements set forth for each individual Performance Task. The Intermediate Complex Access Point Performance Task was developed to contain the mastery level of knowledge, skills, and abilities for the standard.



In short, a student will be assessed on five standards **per required content area** through one Performance Task testlet each (five Performance tasks testlets total per content area). After that the student’s performance on each item on the Performance Task is submitted for scoring. In total, a student will be administered ten Performance Task testlets for ELA and mathematics, and an additional five Performance Task testlets in grades where science is required.

The WA-AIM INSIGHT Item and Form Management application houses items and forms that can be accessed all year to support baseline and instruction towards grade level learning standards. Baselines can be formal or informal and are intended to assist the educator in determining the appropriate complexity level to focus instruction, and ultimately help determine the best Performance Task complexity level to submit for scoring. The WA-AIM is administered in a one-on-one setting between the test administrator and student. The student’s performance is submitted for scoring through WA-AIM.

## Content and Grades Assessed

- English Language Arts: Grade 3–8 and 10
- Mathematics: Grades 3–8 and 10

- Science: Grades 5, 8, and 11

## Relevant Documents, Trainings, and Locations

[Access Point Frameworks](#): The Access Point Frameworks outline all standards assessed by content area for each required grade level. These documents provide a system-wide overview of the assessed standards and may be useful for instructional planning.

[Grade Level Specific Performance Tasks](#): The grade level specific Performance Tasks outline the Requirements and Restrictions for each standard and Access Point assessed on the WA-AIM. The Performance Tasks also include suggested adaptations and modifications that are allowable on the assessed items. The Performance Tasks may also contain additional links or graphics for specific standards.

Directions for using the DRC INSIGHT can be found in [INSIGHT](#) under My Applications>General Information>Documents.

[WA-AIM Training Modules](#): Training modules covering all WA-AIM topics. These modules are intended to be informational and as on-demand demonstrations of how to use the INSIGHT system. Which modules are required is a district determination. OSPI recommends all users review annually:

- [What are Alternate Assessments](#) (link is external)
- [WA-AIM Participation Criteria](#) (link is external)
- [WA-AIM Overview](#) (link is external)
- [WA-AIM Components and Materials](#) (link is external)
- [WA-AIM Access Point Frameworks](#) (link is external)
- [WA-AIM Performance Tasks](#) (link is external)
- [Engagement Rubric Eligibility](#) (link is external)
- [INSIGHT Overview](#) (link is external)
- [Accessing INSIGHT Online Help](#)

Modules found under INSIGHT Student Management, Item & Form Management, Registration, and Student Performance Data are intended to support real-time use and work within the INSIGHT system and should be viewed and accessed as needed.

## PARTICIPATION GUIDELINES

School districts are required to include all students in state assessments, including students with the most significant cognitive disabilities. States are charged with developing alternate assessments aligned to alternate achievement standards so that students with the most significant cognitive challenges may meaningfully participate in the academic assessment program.

The OSPI defines a significant cognitive disability as:

*Students with cognitive disabilities means those students who require intensive or extensive levels of direct support that is not of a temporary or transient nature. Students with significant cognitive disabilities also require specially designed instruction to acquire, maintain or generalize skills in multiple settings in order to successfully transfer skills to natural settings including the home, school, workplace, and community. In addition, these students score at least two (2) standard deviations below the mean on standardized, norm-referenced assessments for adaptive behavior and intellectual functioning.*

The alternate assessment is designed for a small percentage, approximately 1%, of the total school population for whom, even with accommodations, are unable to access the regular assessments. Each student's IEP team will determine the most appropriate assessment. The [Guidelines for Statewide Accountability Assessments](#) has been developed to address IEP team decisions around assessment participation. Participation criteria specific to the WA-AIM can be found in Appendix A of this document.

## Engagement Rubric

For a student who meets the WA-AIM participation guideline, and who function at an awareness level, the IEP team may decide that in lieu of participating in the Performance Task testlets aspect of the alternate assessment, a student's engagement with the mathematical, literacy, or science activities taking place in the classroom may be measured and reported on. Since the Engagement Rubric measures pre-academic skills, a student will be placed in achievement level one (L1) for individual, school, district, and state reporting. Students for whom the Engagement Rubric is appropriate must use the Engagement Rubric for all content areas.

The student must meet some or all of the criteria below for the IEP team to consider using the Engagement rubric for a content area of the alternate assessment:

- The student communicates primarily through cries, facial expressions, change in muscle tone but has no clear use of objects/textures, regularized gestures, picture signs, etc.
- The student alerts to sensory input from another person (auditory, visual, touch, movement, etc.) but requires actual physical assistance to follow simple directions; or the student's response to sensory stimuli (e.g., sound/voice; sight/gesture; touch; movement; smell) is unclear.
- Parents and teachers must interpret child's state from behaviors such as sounds, body movements, and facial expressions.

**The Engagement Rubric will not waive nor satisfy a Graduation Pathway as required per [RCW 28A.655.260](#).**

See [Appendix B](#) for guidance and direction for use.

## Student Registration

Students eligible to take the WA-AIM must be registered through the Washington Assessment Management System (WAMS) by the District Assessment Coordinator (DAC).



# ADMINISTRATION WINDOWS

## Spring 2025 Accountability Administration

The spring administration window will run from January 22, 2025 to May 2, 2025 annually. This window defines when INSIGHT Registration and INSIGHT Student Performance Data will be available to test administrators for administering and reporting WA-AIM performance. INSIGHT Item and Form Management, which houses the content used for the assessment, is available continually to provisioned users within the INSIGHT Portal. Users may access the Item & Form content all-year and may administer assessment prior to the opening of all other INSIGHT application used for the WA-AIM. The results from the spring administration are used for accountability reporting and the state report card. All students are required to be assessed annually towards grade level achievement standards in grades 3–8 and 10 for English language arts and math and grades 5, 8, and 11 for science.

For students in high school, these results can also be used to satisfy the state graduation pathway requirement.

## High School Retakes

Students in the graduation requirement cohorts of 2022 or later must retake the High School WA-AIM assessments. Off-grade level assessment are no longer a graduation pathway for these cohorts nor is the Engagement Rubric. The following graduation cut scores are required for fulfillment of the graduation pathway:

ELA: 104

Math: 103

Information on available graduation pathways and all graduation requirements can be found on the [OSPI Graduation](#) webpage.

# TEST AND STUDENT INFORMATION SECURITY

District Test Coordinators (DTC), School Coordinators (SC), and Test Administrators (TA) share the responsibility for ensuring that all WA-AIM test materials and student responses are handled securely and confidentially in accordance with state and vendor security procedures. The WA-AIM tests are to be administered on a one-to-one basis by professional staff members or para-educators who have been instructed in the proper test administration procedures. All tests must be administered in the presence of another staff member who will observe and attest that the student was assessed without prompting from the TA. The observer may be a Teacher, Paraprofessional, Administrator or Service Provider.

The student responses are to be viewed only by those individuals directly responsible for test administration.

The WA-AIM tests rely on the measurement of individual achievement. Any deviation from testing procedures meant to ensure validity and security (e.g., group work, teacher coaching, pre-teaching or prerelease of the test items) would be a violation of test security.

While some of the guidelines below apply mainly to Test Administrators, it is important for all personnel involved in testing to be aware of these procedures.

- Do not discuss, disseminate, or otherwise reveal the student responses to anyone.
- Do not coach or provide feedback in any way, including prompting or answering any questions related to the contents during the administration of Performance Task testlets.
- Do not alter, influence, or interfere with a test response in any way.

## Secure Storage

Individuals responsible for the WA-AIM administration must keep all WA-AIM in a predetermined, locked, secure storage area at both the district and school levels. Secure materials must never be left unattended or in open areas. Any documents that include student data (student name, SSID, date of birth) must be securely maintained at all times.

## DRC Data Security Policy

DRC ensures that student data remain confidential and secure at all times. Our practices adhere to the federal Family Educational Rights and Privacy Act (FERPA) regulations for the security and confidentiality of student data, and our systems provide data privacy safeguards throughout every step of an assessment process. DRC follows stringent procedures to protect data containing personally identifiable information (PII) and frequently verifies these procedures to confirm adherence. All DRC staff members receive training on data security and confidentiality requirements.

## ADAPTATIONS/ACCOMMODATIONS

The WA-AIM was developed to allow the most flexibility to teachers in designing and creating items that meet each student's unique learning and communication style. The assessment is standardized through Requirements and Restrictions located on each Performance Task. Teachers are to use the items in the INSIGHT Portal as they appear OR to adapt them into formats which are more accessible to each individual student. Teachers will find a list of suggested adaptations for each standard in the grade level [Performance Task](#) documents. Adaptations not listed in these documents may be used if there is not a Restriction that explicitly prohibits its use. Below are typical adaptations or accommodations utilized for tailoring the WA-AIM item content for individual students. **This is not an all-inclusive or exhaustive list.**

- Use graphics and/or physical models
- Enlarge text/graphics
- Simplify text/directions
- Use tactile graphics
- Use pictorial/word/object representations for numbers and graph parts
- Written material may be read aloud (unless the PT specifically requires the student to read)
- Reenactments or computer simulations may be used to represent scenarios
- For items that require the student to do physical tasks, teacher may do the physical tasks if directed by the student (e.g. MS PS3-3)
- Replace provided graphics with graphics commonly used by student
- Teacher can use real-life objects when asking questions

- Text and vocabulary can be tailored to the student’s vocabulary in cases where the vocabulary is not a key element of the concept

## Additional Tools, Supports, and Accommodations for Multilingual Learners

Individualized Education Program (IEP) teams must work with English language development staff to ensure the accommodations listed in the student’s IEP meet the student’s disability and English language development needs to ensure the WA-AIM results provide valid and reliable scores reflective of what a multilingual learner with the most significant cognitive disability know and can do in relation to the grade level academic standards. Accommodations selected and used should only be those tools, supports, and accommodations routinely used by the student for daily instruction that do not interfere with what the assessment is trying to measure. Typical accommodations for multilingual learners may include:

- Written or oral translation of test directions
- Side-by-side dual language versions of the test
- Translated versions of entire tests
- Written or oral response in native language
- Customized dual language glossary
- Customized dual language pop-up electronic glossary
- Commercial word-to-word dual language dictionary
- Sight translation is the oral, on-the-fly rendering of test directions, items, or both from English into a student’s native language
- Clarify, explain test directions in student’s native language
- Provide images or graphics for unknown vocabulary or words where the vocabulary where the support vocabulary or word is not what the item is intended to measure

## ASSESSMENT COMPONENTS AND RESOURCES

### Essential Elements

The Essential Elements are specific statements of knowledge and skills linked to the grade-level expectations identified in the Washington K–12 Learning Standards. The purpose of the Essential Elements is to build a bridge from the content in the Washington K–12 Learning Standards to academic expectations for students with the most significant cognitive disabilities” ([Dynamic Learning Maps](#) Consortium, 2013).

The Essential Concepts are the equivalent of Essential Elements specific to science.

The Essential Elements and address each strand of the Washington K–12 Learning Standards across Mathematics and English language arts for grades Kindergarten through High School. The Essential Elements:

- Are differentiated by grade – identify the key elements essential for each grade level
- Address both content knowledge and skills-based expectations The Essential Elements

define differences from grade to grade in:

- cognitive demand
- content knowledge
- skills-based expectations

The Essential Elements are not curriculum and do not define what instruction should look like. The Essential Elements **do not**:

- Cover the entire range of learning experiences or ways a student can demonstrate her knowledge and skills.
- Mandate specific modes of communication. *“Students’ opportunities to learn and to demonstrate learning during assessment should be maximized by providing whatever communication, assistive technologies, augmentative and alternative communication (AAC) devices, or other access tools that are necessary and routinely used by the student during instruction”* (DLMC, 2013).

## Science Essential Concepts

Like the Essential Elements, the Essential Concepts serve as a bridge linking the knowledge, skills, and abilities found in the Access Points to the regular education standard.

## Access Point Frameworks

The Access Point Frameworks are expanded frameworks that provide students with significant cognitive disabilities entry points to the grade level K-12 Learning Standards.

The [Access Point Framework](#) documents are organized by content area and then by grade. At the start of each new grade, a map (see [Figure 1](#)) of the standards expanded into Access Point Frameworks is presented. This map further defines the specific learning standards assessed on the WA-AIM for each grade level and content area.

**Figure 1: Grade Level Standards Map - Grade 6 Learning Standards Developed into Access Point Frameworks**

Domain	Washington K–12 Learning Standard
Geometry (G)	<b>6.G.1</b> Find the area of right triangles, other triangles, special quadrilaterals, and polygons by composing into rectangles or decomposing into triangles and other shapes; apply these techniques in the context of solving real-world and mathematical problems.
Expressions and Equations (EE)	<b>6.EE.7</b> Solve real-world and mathematical programs by writing and solving equations of the form $X+P=Q$ and $px=q$ for cases in which $p$ , $q$ , and $x$ are all nonnegative rational numbers.
The Number System (NS)	<b>6.NS.5</b> Understand that positive and negative numbers are used together to describe quantities having opposite directions or values (e.g. temperature above/below zero, elevation

Domain	Washington K–12 Learning Standard
	above/below sea level, credits/debits, positive/negative electric charge); use positive and negative numbers to represent quantities in real-world contexts, explaining the meaning of 0 in each situation.
Ratios and Proportional Relationships (RP)	<b>6.RP.1</b> Understand the concept of a ratio and use ratio language to describe a ratio relationship between two quantities. For example, “the ratio of wings to beaks in a bird house at the zoo was 2:1, because for every 2 wings there was 1 beak.” “For every vote candidate A received, candidate C received nearly three votes.”
Statistics and Probability (SP)	<b>6.SP.5</b> Summarize numerical data sets in relation to their context, such as by: a) Reporting the number of observations. b) Describing the nature of the attribute under investigation, including how it was measured and its units of measurement. c) Giving quantitative measures of center (median and/or mean) and variability (interquartile range and/or mean absolute deviation), as well as describing any overall pattern and any striking deviations from the overall pattern with reference to the context in which the data were gathered. d) Relating the choice of measures of center and variability to the shape of the data.

The Access Point Framework, [Figure 2 Access Point Framework](#), provides three points of varying complexity allowing students to engage in the assessed grade level academic content at each student’s most appropriate level. The Access Point Frameworks follow a similar design: the Washington K–12 Learning Standard is presented on the left, with the associated Essential Element<sup>3</sup> or Essential Concept directly to the right. The three Access Points follow. The Access Points on each framework move from More complex on the left to Intermediate complexity, to Less complex. The layout of the Access Point Frameworks presents the continuum of assessed grade level content for students, working from the grade level standard on the left to the less complex Access Point on the right. **The Intermediate complexity Access Point defines the on grade level knowledge and skills of the assessed standard.** The Access Points Frameworks are stand-alone documents by content area which encompass the full scope of the instruction and assessment knowledge and skills from grade 3–high school for each content.

<sup>3</sup> Dynamic Learning Maps Consortium (2013). Dynamic Learning Maps Essential Elements for Mathematics. Lawrence, KS: University of Kansas. Dynamic Learning Maps Consortium (2013). Dynamic Learning Maps Essential Elements for English language arts. Lawrence, KS: University of Kansas.

**Figure 2: Anatomy of an Access Point Framework**

<b>English Language Arts</b>		<b>High School</b>		
<b>Strand: Reading Literature</b>		<b>1</b>		
<b>Sub-Strand: Key Ideas and Details</b>				
<b>Washington K-12 Learning Standards</b>	<b>Essential Element</b>	<b>Access Points Built on Three levels of complexity</b>		
<b>2</b>	<b>2</b>			
<b>RL9-10-.2</b> Determine a theme or central idea of a text and analyze in detail its development over the course of the text, including how it emerges and is shaped and refined by specific details; provide an objective summary of the text.	<b>EE.RL.9-10.2</b> Recount events related to the theme or central idea, including details about character and settings.	<b>More Complex:</b> <b>Student will explain how the events, characters, and setting help to develop a theme or central idea of a text.</b>	<b>Intermediate:</b> <b>Student will recount events related to the theme or central idea, including details about character and setting.</b>	<b>Less Complex:</b> <b>Student will identify the main events of a text that includes details about character and setting.</b>
<b>3</b>	<b>4</b>	<b>5</b>	<b>6</b>	<b>7</b>

1. The top three rows of the Access Point Framework will identify the content, standard and grade or grade band
2. The fourth row moving from left to right contains the headers for the K–12 Learning Standard, the standard’s Essential Element, followed by the three Access Point levels in the following order: More, Intermediate and Less.
3. This is the regular K–12 Learning Standard that the specific Access Point Framework is developed for.
4. This is the Essential Element of the K–12 Learning Standard.
5. This is the More Complex Access Point. The content defines the knowledge and skills that will be assessed by the corresponding Performance Task at the More Complex level.
6. This is the Intermediate Complex Access Point. The content defines the knowledge and skills that will be assessed by the corresponding Performance Task at the Intermediate Complex level.
7. This is the Less Complex Access Point. The content defines the knowledge and skills that will be assessed by the corresponding Performance Task at the Less Complex level.

## PERFORMANCE TASKS

The Performance Task documents are presented by grade level. Each grade level set contains the Access Point and related Performance Tasks for all required content and standards applicable to that grade level. The Performance Tasks can be found on the [WA-AIM Access Points and Performance Tasks](#) webpage. Educators will need to access all Performance Task documents for the enrolled grade levels of their students taking the WA-AIM.

Student performance on the skills and knowledge defined in the Access Point Frameworks will be measured through one teacher administered Performance Task testlet, available at three different complexity levels, for each standard.

The following is an example of the Performance Task format. The purpose of each section is annotated in red below each section.

## Washington K–12 Learning Standard:

### 4.NF.1 Mathematics Number and operations-Fractions – Extend Understanding of Fraction Equivalence and Ordering

4.NF.1 Explain why a fraction  $a/b$  is equivalent to a fraction  $(n \times a)/(n \times b)$  by using visual fraction models, with attention to how the number and size of the parts differ even though the two fractions themselves are the same size. Use this principle to recognize and generate equivalent fractions.

***This information will identify the K–12 Learning Standard the Performance Task and Access Points correspond to.***

### Essential Element

EE.4.NF.1 Identify models of one half ( $1/2$ ) and one fourth ( $1/4$ ).

The Essential Element/Concept is the reduction of depth of the K–12 Learning Standard and identifies the key knowledge, skills, and abilities of the K-12 Learning Standard measured on the WA-AIM.

**Figure 3: Access Points 4.NF.1 (M, I, L)**

More	Intermediate	Less
<b>Student will identify or create models that are equivalent to one-half (<math>2/4</math>, <math>3/6</math>, <math>4/8</math>, <math>5/10</math>).</b>	<b>Student will identify models of one-half and one-fourth.</b>	<b>Student will identify real-world objects that represent one-half or one whole.</b>
<p><b>Requirements:</b></p> <ul style="list-style-type: none"> <li>• Every performance task must have at least five unique items/questions.</li> <li>• At most, two items may use the same fraction.</li> </ul>	<p><b>Requirements:</b></p> <ul style="list-style-type: none"> <li>• Every performance task must have at least five unique items/questions.</li> <li>• The set of five items must include at least: <ul style="list-style-type: none"> <li>• one item that</li> </ul> </li> </ul>	<p><b>Requirements:</b></p> <ul style="list-style-type: none"> <li>• Every performance task must have at least five unique items/questions.</li> <li>• The set of five items must include using: <ul style="list-style-type: none"> <li>o one-half</li> <li>o one whole</li> </ul> </li> </ul>

More	Intermediate	Less
<p>In a multiple-choice item, teacher must use the answer choices provided.</p>	<ul style="list-style-type: none"> <li>• models one- half</li> <li>• one item that models one- fourth</li> </ul> <p>In a multiple-choice item, teacher must use the answer choices provided.</p>	<ul style="list-style-type: none"> <li>• Or a combination of both</li> <li>• The five items must include five different objects.</li> <li>• Teacher must define the whole for each item.</li> <li>• In a multiple-choice item, teacher must use the answer choices provided.</li> </ul>
<p><b>Restrictions:</b> None</p>	<p><b>Restrictions:</b> None</p>	<p><b>Restrictions:</b> None</p>

The Access Point Complexity Levels is the reduction of depth of the K–12 Learning Standard and identifies three levels of access into the measured standard. For the Final Assessment the educator will review the three level for the standard and determine the appropriate level to be used in the Final Assessment.

Below each level (More, Intermediate, and Less) Requirements and Restrictions are listed for each level. The Requirements and Restriction define the instructional and assessment boundaries for each level.

## Final Form Options

1. Use pre-built form
2. Create form by choosing items available in INSIGHT Item and Form Management. Teacher must ensure the five items selected meet the Requirements and Restrictions applicable to the Access Point measured.

Final Form Options will outline the available testlet choices for Final Forms used in the assessment. All standards and access point Performance Tasks will have a pre-built testlet form option for teachers to use. Pre-built forms testlets will contain five items that meet all Requirements and Restrictions for that Access Point.

Most Performance Tasks will also have an option for the teacher to create a Final Form testlet. If creating Final Forms testlets, the teacher will need to ensure the items chosen for the testlet meet all Requirements and Restrictions. The teacher must use items found in INSIGHT Item and Form Management. No teacher created item content is allowed.

Science- Science Performance Tasks only have a pre-built Final Form testlet option. The Next Generation Science Standards (NGSS) requires the set of five items to be bundled together to ensure full measurement of each dimension related to the standard, Essential Concept, and Access



Points.

## Test Administration Considerations

Some Performance Tasks will have a section of test administration considerations. This section will contain additional allowed or considerations when administering the Performance Task.

### Allowable Adaptations/Accommodations

- Use graphics and/or physical models
- Enlarge text/graphics/answer options
- Simplify text/directions
- Use tactile graphics; replace provided graphics with graphics commonly used by the student
- Raised/tactile drawing with parts shaded differently to allow the student to identify the parts of a whole
- Text and vocabulary can be tailored to the student's vocabulary in cases where the vocabulary is not a key element of the concept
- Place answer choices on word cards, choice board, AAC device
- Braille
- Dictation/Scribe/Speech to Text
- Sign language
- Re-read text and/or answer options
- Read aloud and/or Text to Speech
- Responses may be cut out and/or laminated to present to student
- Manipulatives
- Number line

Allowable adaptations/accommodations are a listing of typical supports that may be provided to the student during the final assessments. While these lists are extensive, there may be additional supports needed by the student not contained in the list. In these cases the educators will want to review the Access Point language, Requirements, and Restrictions and ensure the additional support(s) are not specifically listed in the Restrictions and do not interfere with the what the Performance Task is measuring

### Additional Materials for Test Administration

#### **NONE**

If there are materials required for administration of the Performance Task not contained with the item or student materials found in INSIGHT, those will be listed here.

GLOSSARY TERMS: Terms that need defining or examples for the teacher are hyperlinked to a grade specific Glossary of Terms at the end of set of grade level Performance Tasks.

Teachers review the three Access Point complexity levels and their related Performance Tasks and use their own professional judgment to determine which complexity level is most appropriate for each student who will be taking the WA-AIM and for each standard.

The Intermediate complex Access Point defines the on grade level knowledge and skills of the alternate achievement standard so it is recommended teacher first look at this Access Point and Performance Task and use their knowledge of the student to determine if this level is appropriate for the student. If the Intermediate complexity is not appropriate for the student, teachers should move to the More or Less complexity and administer the associated Performance Task.

## ASSESSMENT ADMINISTRATION

The WA-AIM should be administered in a one-on-one setting between the test administrator and the student. An Observer must be present during the administration of the Performance Task testlets. The Observer will be recorded as the official attestator of the administration who can verify the accuracy and adherence to the WA-AIM administrative process.

The test administrator should be the person, or a person, familiar with the student's primary communication mode.

The student must independently interact with assessment items. Indications of non-independent student response to items such as prompting, hand-over-hand, elimination of distractors will result in item or standard level scoring violations.

The student's performance on each of the Performance Tasks testlets is documented and submitted using the Student Performance Data application within INSIGHT. ***It is highly recommended that test administrators not wait until the end of the administration window to document and submit student performance.***

## Who Administers the Assessment

### Test Administrator

The Test Administrator (TA) is the person who will determine the access point of all Final Form testlets, and administer the Performance Task testlets to the student. Typically, the test administrator will be the student's teacher who is in charge of the student's IEP.

**Who** can be Test Administrator?

- The TA must be an educational professional who is most familiar with the student.
- The TA must be an employee of the district and can be another teacher, paraprofessional, related service provider (e.g., speech language pathologist), or administrator (e.g., principal or special education director).

What are the **roles** and the **duties** of the TA?

- Identify and adapt forms and/or items found within INSIGHT Item and Form Management ensuring adherence to the Performance Task Requirements and Restrictions.
- Determine and assign all final forms to each student within INSIGHT Registration.

- Complete the Student Characteristic Survey (SCS) for each student participating in the WA-AIM. An SCS form will be assigned to each student upon the creation of the first Registration for the student. This form must be completed before the Test Administrator will be able to enter student assessment performance information.
- Administer all required Performance Task testlets and related items for a final assessment.
- Enter all required information from administering the Performance Task testlets and student performance into the WA-AIM Data Collection Platform.

## Observer

The administration of every Performance Task testlet must be accompanied by an attestation of an outside observer. The role of the observer is to observe the teacher administering the Performance Task testlets to a student being assessed with the WA-AIM.

**Who** can be an observer?

- The observer must be an educational professional who is not the teacher administering the test.
- The observer must be an employee of the district and can be another teacher, paraprofessional, related service provider (e.g., speech language pathologist), or administrator (e.g., principal or special education director).

What are the **roles** and the **duties** of the observer?

- The observer must be familiar with the Performance Task testlets the student is being assessed with.
- The observer watches the teacher administer the Performance Task testlets to the student being assessed.
- The observer then reviews the performance data entered into the WA-AIM INSIGHT Student Performance Data application to ensure the accuracy of the documentation of student responses.
  - If the observer believes the data on the performance screen accurately captures the student's performance, then the observer will enter her/his first and last name and indicate her/his role, thereby attesting that the assessment data presented is accurate.

# BEFORE THE ADMINISTRATION WINDOW— GETTING READY

## Step 1: Identify and confirm students to be assessed with WA-AIM

- Alternate Assessment is indicated in the student's IEP under Participation in State and Districtwide Assessments of Student Achievement.
- The student meets the all the criteria for participation in alternate assessments located

in the [IEP Team Decision Making Guidance](#) document (Appendix A) and/or the [Engagement Rubric criteria](#).

- District Test Coordinator has pre-identified any students eligible to take the WA-AIM, as indicated in their IEP, in the Washington Assessment Management System (WAMS). (Appendix B).

## Step 2: Familiarize yourself with the WA-AIM materials

- [Access Point Frameworks](#): Guiding document that outlines the standards to be assessed through WA-AIM as well as the various access points Performance Tasks were designed around.
- [Performance Tasks](#): The WA-AIM assessment tasks by grade level for all content areas.
- WA-AIM Test Administration Manual* –This document.
- [INSIGHT User Guide](#): Guiding document and module for using the INSIGHT User and Student Management Systems.
- Familiarize yourself with the various applications in INSIGHT. Test Administrators will work in the following INSIGHT applications: Item and Form Management, Registration, and Student Performance Data
- [Test Administration Training Modules](#): Recorded modules that detail the components of WA-AIM. Trainings are developed to meet a wide range of training needs. It is a local determination which trainings are required. Participation in training is required for teachers who will administer WA-AIM.

## Step 3: Gather required material and student supports for administration of performance tasks

- Review the requirements of the appropriate access point Performance Task.
- Select and/or create instructional materials and supports that match your student's receptive and expressive communication mode.
- An Item Library is available in INSIGHT that educators can access. Items are available within the Item and Form Management application in INSIGHT. Items can be used for instructional and baseline purposes.

## Step 4: Identify and Schedule required observer

- All Performance Task testlets must be administered in view of the designated Observer. The Observer is required to attest within the WA-AIM INSIGHT Student Performance Data application to the accuracy of the Performance Task and student response.
- See [Observer](#) section for detailed information on the Observer's Role and Responsibilities.

## Step 5: Access INSIGHT Item and Form Management

- Item and Form Management is where the educator will review and/or create Final Form testlets required for the Final assessment.
- Educators will choose between pre-built form testlets or create their own Final form testlets using individual items found in INSIGHT Item and Form Management.

## WHEN THE TEST ADMINISTRATION WINDOW OPENS

### Step 6: Access INSIGHT Registration

- Test Administrators must Register each student to each Final forms testlet.
- A Final form testlet is required for each standard assessed on the WA-AIM. A typical student will have between 5–10 Final forms (testlets), depending on required content areas for each grade level.
- Final forms (testlets) should be printed and adaptations/accommodations applied before final administration to each student.

### Step 7: Administer final performance task

- Arrange a time to administer final Performance Task testlets to each student with the designated Observer present.
- The WA-AIM is untimed. Administration of the Final Form testlets should be paced as appropriate for each student.

### Step 8: Enter Final Form testlet information in INSIGHT Student Performance Data

- The Student Performance Data application is tied to the Final form testlets registered to the student in INSIGHT Registration.
- Test Administrators will be required to one Student Characteristics Survey for each student before they can enter student performance information. The survey provides additional context for technical reporting. Information collected through the Student Characteristics Survey has NO IMPACT on the student's final content score.
- Student performance will be entered at the Final Form testlet level
- The educator will mark correct, incorrect, or student did not respond for each item administered.
- Teacher will mark or enter text documenting the adaptations and/or accommodations provided to the student for each item. Test Administrators SHOULD NOT use this area to

provided commentary on perceived student engagement or feelings about administering the WA-AIM. Information provided in the text box should related to adaptations or accommodation made to the item content only.

## **INSIGHT**

INSIGHT is the electronic platform used in administration of the WA-AIM. The following applications within INSIGHT will be used:

### **User Management**

District and School Test Coordinators must grant access to other users by role assignment and role permissions. Users should be provision under the 'WA-AIM Testing' administration.

### **Student Management**

All users can review students identified for participation in the WA-AIM. Test Administrators (teachers) should review the student demographics of each student identified to take the WA-AIM. Any errors in the student's demographics should be immediately reported to the District Assessment Coordinator.

Errors must be fixed in the district's CEDARS upload to the state before Registration of forms to a student occurs.

### **Item and Form Management**

Item and Form Management serves two primary functions:

1. Access to the item library: Educators can access all item content and associated student materials. These items can be used for purposes outside the Final WA-AIM administration, including, but not limited to baselines, instruction, and progress monitoring. Items can be assembled into other form types beside Final forms. Items and forms may be printed from or saved in PDF and downloaded from Item and Form Management.
2. Preview Pre-Built form testlets or Create Final forms testlets: Students will need to have Final form testlets associated to them in INSIGHT Registration before the Final Form testlet administration occurs. Item and Form Management allows users to review pre-built form testlets OR create their own form testlets by selecting five items from the item library.

### **Registration**

Registration is the act of associating Final form testlets (pre-built or created in Item and Form Management) to a student. This must be done prior to administration of the Final Form testlets and entering student performance data. The Test Administrator is responsible for creating all WA-AIM registrations for their students.

## Student Performance Data

This is where Test Administrators will record student performance on all items administered to the student on the Final form testlet.

## Report Delivery

District and School Test Coordinators can access previous administration window results for students. This includes Roster Reports and Individual Student Reports.

## STUDENT CHARACTERISTIC SURVEY (SCS)

The Student Characteristics Survey (SCS) is an informal questionnaire required to be completed for each student participating in the WA-AIM. This information is used to provide context for WA-AIM score interpretation which communicating results to various stakeholders. This information also helps OSPI identify trends and/or future supports. The information collected in the SCS ***DOES NOT*** impact a student's final score total or reporting level and is only used at an aggregate level.

When completing the SCS teacher should use their best judgement at the time the SCS is being completed. It is understood that the information provided by the Test Administrator represents a single moment in time perception by the teacher and is not a definitive statement on the student.

## SCORING AND REPORTING

### Scoring

During the administration of the Washington-Access to Instruction & Measurement (WA-AIM) educators determine the most appropriate Access Point and administer the associated Performance Task testlets. Five items/questions are required for each Performance Task testlet. Educators will enter a score for each item based on a student's response. Final scores for each standard are based on the number of items correct for the Performance Task and the weighted value of the Access Point complexity level at which the Performance Task was administered.

The WA-AIM final score and resulting achievement level is not based on growth between the baseline and final assessments.

**Figure 4: Access Point Complexity Level**

Access Point Complexity Level	Weight
Less	0.7
Intermediate	1.7
More	4.0

The scores on the items for each of the final Performance Tasks are the scores that will be evaluated and confirmed, along with the other required information that is documented in the WA-AIM INSIGHT Student Performance Data application and an appropriate number correct score will be assigned. The number correct scores for each standard are multiplied by the appropriate Access Point weight to produce the final standard score. The final standard scores are then summed to obtain the Total Content Score. This score is rounded to the nearest whole number and added to 100 to produce a scale score between 100 and 200. The scale score is then used for the reporting of proficiency.

**Figure 5: Example of Score Generation for Sally Student in Grade 3**

Standard	Access Point Level	Access Point Level Weight	Number Correct	Final Score of Each Standard
RL 3.1	Less	.7	4	$(.7 \times 4) = 2.8$
RI 3.5	Intermediate	1.7	2	$(1.7 \times 2) = 3.4$
RF 3.3	Less	.7	3	$(.7 \times 3) = 2.1$
W 3.3	More	4	1	$(4 \times 1) = 4$
SL 3.2	Intermediate	1.7	5	$(1.7 \times 5) = 8.5$
			Total Content Score	$2.8 + 3.4 + 2.1 + 4 + 8.5 = 20.8$
			Rounded Total Content Score	21
			+ 100	$21 + 100 = 121$
			Final Scale Score for this student	121

## Reporting

In a typical year, Individual Student Reports (ISRs) results reports will be available to districts in June. ISRs can be obtained in the INSIGHT system under the Report Delivery menu. This application also allows the generation of Individual Student Reports in the following languages: English, Arabic, Spanish, Russian, Somali, and Vietnamese.



# CONTACT INFORMATION

Please consult the training and support documents posted to the WA-AIM section of the OSPI website at <http://www.k12.wa.us/Assessment/WA-AIM/Trainings.aspx>.

For inquiries related to WA-AIM policies and procedures, please contact OSPI at [wa.aim@k12.wa.us](mailto:wa.aim@k12.wa.us).

For all inquiries related to administering the WA-AIM on the DRC Data Collection Platform, please contact DRC Customer Care at:

Phone: 1-800-569-2667

Email: [waaimhelpdesk@datarecognitioncorp.com](mailto:waaimhelpdesk@datarecognitioncorp.com)

[WA-AIM Website: Assessment for Students with Cognitive Disabilities \(WA-AIM\)](#)

# APPENDIX A

## IEP Team Decision Making Guidelines Regarding Student Participation in Statewide Assessments

The Individualized Education Program (IEP) team makes many important decisions regarding the program and services available for students eligible for special education and related services.

One of those important decisions involves a determination of how a student will participate in the general student assessment system in grades 3-8 plus once in high school, with or without allowable accommodations, or (2) if the student will participate in the Alternate Assessment. Essential to an appropriate decision by the IEP team regarding a student's participation at any level of the statewide assessment system is a fundamental belief in the integrity of the overall IEP process.

IEP teams should begin this decision-making process with the proposition that all students, including all students eligible for special education, can learn grade level content and should participate in the general assessment system to the maximum extent possible. However, there are times in which the IEP team can decide that the alternate assessment is necessary and appropriate for a relatively small segment (approximately 1%) of the total tested population, or roughly 10% of the total number of special education eligible students being tested. For example, if the total tested population in a school district is 4,000, then 40 students would represent 1% of the total tested population. Similarly, if 400 students eligible for special education were tested in the same school district, then 40 would represent 10% of the students eligible for special education that were tested.

### General Criteria

The decision about how an eligible student participates in the statewide assessment is an IEP team decision, and *not an administrative decision*. The IEP team should use the following criteria for determining the extent to which a student can participate in the general assessment, with or without accommodations, or if the student should participate in the alternate assessment system (WAC 392-172A-03090 through 03110).

1. The student must be eligible for special education and must have an individualized education program (IEP) in effect at the time of the decision.
2. IEP team decisions regarding a student's participation in the statewide assessment must be based on both current and historical evaluation and instructional data relevant to the student.
3. IEP team decisions should be based on the student's present levels of educational performance, need for specially designed instruction, annual goals, learner characteristics and access to the general education curriculum.

4. IEP Team decisions regarding a student's participation in statewide assessments must be made at a scheduled IEP team meeting that precedes administration of the statewide assessment

## Alternate Assessment

The alternate assessment is a statewide testing option in lieu of the regular assessment. It is an option only for students with significant cognitive challenges. The term "significantly cognitively challenged" does not represent a new or separate category of disability. It is a designation applied to a small number of students (generally 10% or less) eligible for special education and related services participating in the statewide testing program.

*For purposes of the alternate assessment, students who are significantly cognitively challenged means those students who require intensive or extensive levels of direct support that is not of a temporary or transient nature. Students with significant cognitive challenges also require specially designed instruction to acquire, maintain or generalize skills in multiple settings in order to successfully transfer skills to natural settings including the home, school, workplace, and community. In addition, these students score at least two (2) standard deviations below the mean on standardized, norm-referenced assessments for adaptive behavior and intellectual functioning.*

For a student to be considered as having a significant cognitive challenge and therefore, appropriate for consideration as a candidate for the alternate assessment, **ALL** of the following statements should be carefully considered by the student's IEP team:




- The student's demonstrated cognitive functioning and adaptive behavior in school, work, home and community environments are significantly below chronological age expectations, even with program modifications, adaptations and accommodations.
- The student requires extensive direct instruction and/or extensive supports in multiple settings to acquire, maintain and generalize academic and functional skills necessary for application in school, work, home and community environments.
- The student demonstrates complex cognitive disabilities and poor adaptive skill levels determined to be significantly (at least two standard deviations) below chronological age expectations by the student's most recent individualized eligibility determination which prevents the student from meaningful participation in the standard academic core curriculum or achievement of the appropriate grade level expectations.
- The student's inability to complete the standard academic curriculum at grade level is **not** primarily the result of: (a) poor attendance, excessive or extended absences, (b) lack of access to quality instruction, (c) social, cultural, linguistic, or economic differences, (d) below average reading or achievement levels, expectations of poor performance, (f) the anticipated impact of the student's performance on the school/district achievement scores, and (g) the student's disability category, educational placement, type of instruction, and/or amount of time receiving special education services.

When an IEP team determines that the student should take an alternate assessment, the

team must document why the student cannot participate in the regular assessment, and why the alternate assessment is appropriate for the student. Please note that an IEP team could document and justify that the alternate assessment could be an appropriate statewide assessment for an individual not necessarily meeting all of parameters of the state definition of significantly cognitively challenged on a case by case basis.

The IEP committee may decide a students' knowledge and skills can best be assessed with the alternative assessment if the student meets **all** of the following criteria:

**Guidelines for Participating in the Alternate Assessment: Guidance for IEP Teams.**

Criteria		Descriptor
The student has an IEP in effect at the same time of the assessment participation decision. Review of student records indicate a disability or multiple disabilities that significantly impact intellectual functioning and adaptive behavior.		The student Must have a documented cognitive disability that affects intellectual potential. For the purposes of state assessment, the term "significant cognitively challenged" is a designation used to refer to the population eligible to participate in the alternate assessment; it is not a new or separate category of disability
The student requires extensive, direct, individualized instruction and substantial supports to achieve measurable gains in the grade and age-appropriate curriculum.		<ul style="list-style-type: none"> <li>a) The student requires extensive, repeated, individualized instruction and support that is not of a temporary or transient nature.</li> <li>b) The student uses substantially adapted materials and individualized methods of assessing information in alternative ways to acquire, maintain, generalize, demonstrate and transfer skills across multiple settings, including school, workplace, community, and home.</li> </ul>
The student demonstrates complex cognitive disabilities and poor adaptive skill levels determined to be significantly (at least two standard deviations) below chronological age expectations by the student's most recent individualized eligibility determination.		The student has <b>at least</b> two (2) standard deviations below the mean on standardized, norm-referenced assessments for adaptive behavior and intellectual functioning.

The determination for how a student participates in accountability and graduation assessments is **NOT** based on: (a) poor attendance, excessive or extended absences; (b) lack of access to quality instruction; (c) social, cultural, linguistic, or economic differences; (d) below average reading or achievement levels; (e)

*expectations of poor performance; (f) the anticipated impact on the student's performance on the school/district performance scores; AND (g) the student's disability category, educational placement, type of instruction, and/or amount of time receiving special education services.*

# APPENDIX B

## Engagement Rubric Guidance and Directions for Use

### Guidance

For a student whose level of cognitive development would be considered awareness and is unable to participate even minimally in the Performance Tasks at the lower complexity level for any standard within a content area, the IEP team may consider using an Engagement rubric to measure a student's engagement and attention to academic activities.

For a student who meets the below criteria, the IEP team may decide that in lieu of participating in the Performance Task aspect of the alternate assessment, a student's engagement with the mathematical, literacy, or science activities taking place in the classroom may be measured and reported on. Since the student is being observed on pre-academic skills, a student will be placed in achievement level one (L1) for individual, school, district and state reporting.

The Engagement Rubric will not waive nor satisfy a Graduation Pathway as required per [RCW 28A.655.260](#).

The student must meet some or all of the criteria below for the IEP team to consider using the Engagement rubric for a content area of the alternate assessment:

- The student communicates primarily through cries, facial expressions, change in muscle tone but no clear use of objects/textures, regularized gestures, picture signs, etc.
- The student alerts to sensory input from another person (auditory, visual, touch, movement, etc.) but requires actual physical assistance to follow simple directions; or the student's response to sensory stimuli (e.g., sound/voice; sight/gesture; touch; movement; smell) is unclear.
- Parents and teachers must interpret child's state from behaviors such as sounds, body movements, and facial expressions.

### Pre-ID Registration

Students eligible to participate in the WA-AIM through the Engagement Rubric should be registered in the Washington Assessment Management System (WAMS) in the Pre-ID tab under 'Alternate Assessment Registration' along with other WA-AIM test takers BUT the district administrator should mark the radio button for Engagement Rubric in the registration form.

# APPENDIX C

## WA-AIM Student Pre-ID in WAMS

WA-AIM student pre-ID will take place in WAMS through the Alternate Assessment Registration and can be accessed by clicking the "Pre-ID" tab, then the "Alternate Assessment Registration" in the left margin of the page. The pre-requisite for a student to show up in the WA- AIM pre-ID application is that a student must have an active CEDARS record, that the student's CEDARS record indicate the student is receiving Special Education services, and that the student be in grades 3–8, 10, 11, or 12. District Assessment Coordinators can begin registration for Spring after their first CEDARS submission to the state for the current school year.

With a year-long pre-ID, OSPI will update student records in INSIGHT, the WA-AIM administration platform, on a nightly basis beginning in mid-October. Pre-ID in students receiving services allows users to indicate whether or not the student will or will not need a record in TIDE for interim assessments or to access other assessments that require a TIDE record.

### Other critical changes to be aware of that require the use of this application:

1. **Engagement Rubric:** To pre-ID a student who will participate in the WA-AIM through an Engagement Rubric, select the radio button under "Engagement Rubric" in the pre-ID screen.
2. **Late Enrollment and NNEP:** Students who ought to take the WA-AIM per their IEPs but:
  - are newly enrolled to the district during the last 3 weeks of the posted spring administration window.
  - are Limited English Proficient and in their first year (365 calendar days from the deadline to submit the final assessment) in a US school (50 states plus DC) and have not used an NNEP exemption in a previous year should be registered as 'WA-AIM' through this application.

The appropriate late enrollment and/or NNEP exemption will be calculated for aggregate reporting using the student's school and district enrollment dates and, as applicable, the student's LEP Program eligibility status and first date enrolled in a U.S. school.



**ESTD  
1889**

---

*All students prepared for post-secondary pathways,  
careers, and civic engagement.*



Washington Office of Superintendent of  
**PUBLIC INSTRUCTION**

**Chris Reykdal** | State Superintendent  
Office of Superintendent of Public Instruction  
Old Capitol Building | P.O. Box 47200  
Olympia, WA 98504-7200