

# April 2026 Continuous Improvement WSIF Release Webinar

**Data Implementation  
and  
Continuous Improvement Teams  
of OSPI**



Washington Office of Superintendent of  
**PUBLIC INSTRUCTION**

# April Webinar Purpose

Regional professional learning for schools and district leadership identified for Tiered supports and accountability to:

- Focus on steps toward school improvement.
- Share important help and technical assistance.
- Respond to questions.



# Vision

*All students prepared for post-secondary pathways, careers, and civic engagement.*

# Mission

Transform K–12 education to a system that is centered on closing opportunity gaps and is characterized by high expectations for all students and educators. We achieve this by developing equity-based policies and supports that empower educators, families, and communities.

# Values

- Ensuring Equity
- Collaboration and Service
- Achieving Excellence through Continuous Improvement
- Focus on the Whole Child



Washington Office of Superintendent of  
**PUBLIC INSTRUCTION**

# Equity Statement

Each student, family, and community possesses strengths and cultural knowledge that benefits their peers, educators, and schools.






Ensuring educational equity:

- Goes beyond equality; it requires education leaders to examine the ways current policies and practices result in disparate outcomes for our students of color, students living in poverty, students receiving special education and English Learner services, students who identify as LGBTQ+, and highly mobile student populations.
- Requires education leaders to develop an understanding of historical contexts; engage students, families, and community representatives as partners in decision-making; and actively dismantle systemic barriers, replacing them with policies and practices that ensure all students have access to the instruction and support they need to succeed in our schools.



Washington Office of Superintendent of  
**PUBLIC INSTRUCTION**

# Continuous Improvement Framework

	Anti-Racist and Anti-Bias Practices	Equitable Supports	Development of strong leadership at all levels	Use of data inquiry and school improvement processes	Improvement of core instructional practices	Implementation within a multi-tiered system of supports
Clarity of Purpose						
Technical Competence						
Capacity Building						
Human Interaction Skills						

# Agenda and Flow



School Improvement Updates



WSIF Release: D and Implementation Team



WSIF is Released, What Now?





# School Improvement Updates

# OUTREACH

School Improvement Conference: August 3-4, 2026 – Wenatchee, Washington

- **Date:** August 3-4, 2026
- **Clock Hours/Registration:** Signup via pdEnroller, registration is limited.
- **Location:** Confluence Technology Center, Wenatchee, WA  
285 Technology Center Way  
Wenatchee WA 98801
- **Cost:** Free - Traveler/Attendee responsible for travel and accommodation.
- **Top Tip:** If you are still identifying uses for your 2025-26 school funds, you may use them to attend with your school teams



Washington Office of Superintendent of  
**PUBLIC INSTRUCTION**

# Continuous Improvement: Webinar

- **Continuous Improvement Webinar: Grants**
- Our next Continuous Improvement Webinar will be **June 4, 2026** from 10:00 am to 11:30pm via [Teams](#). It will cover finishing up 2025-26 grants and how to prepare and use grants for 2026-27 school year.





# Grants

- **School Improvement Grant Updates**

- The LEA School Improvement (SI) Grant 2026-27 in Form Package 910 scheduled to open in EGMS in mid-May
  - Eligible districts and ESDs should submit their Pre-application and SAS request as soon as possible
  - Deadline for grant applications is October 31, 2026

- **2025-26 Grants**

- All goods must be in hand and services rendered by September 30, 2026.





# Continuous Improvement

- The [Continuous Improvement resource page](#) has the updated School improvement Plan (SIP) templates for the 2026-27 school year.
  - **Top Tip:** Use the last months of the 2025-26 school year finishing your school improvement work to inform next years plan and schedule the approval of your SIP with your school board prior to the 2026-27 school year.





# Continuous Improvement

- **OSPI SIP Review Process**

- **Upcoming: Due to Basecamp, Friday, June 26, 2026:**

- SIP End of Year Review (EOYR) Due - all schools identified in Tier 3 and Tier 3 Plus.
- End-of-Year Review (EOYR) feedback period: July 1 – July 31, 2026.



# Office Hours

- The third Thursday of each month we have school improvement Office Hours. The Continuous Improvement and Data and Implementation teams will be there.
- Bring questions. Get answers.
- **Date & Time: 4/16/2026 10:00AM**





# WSIF Release

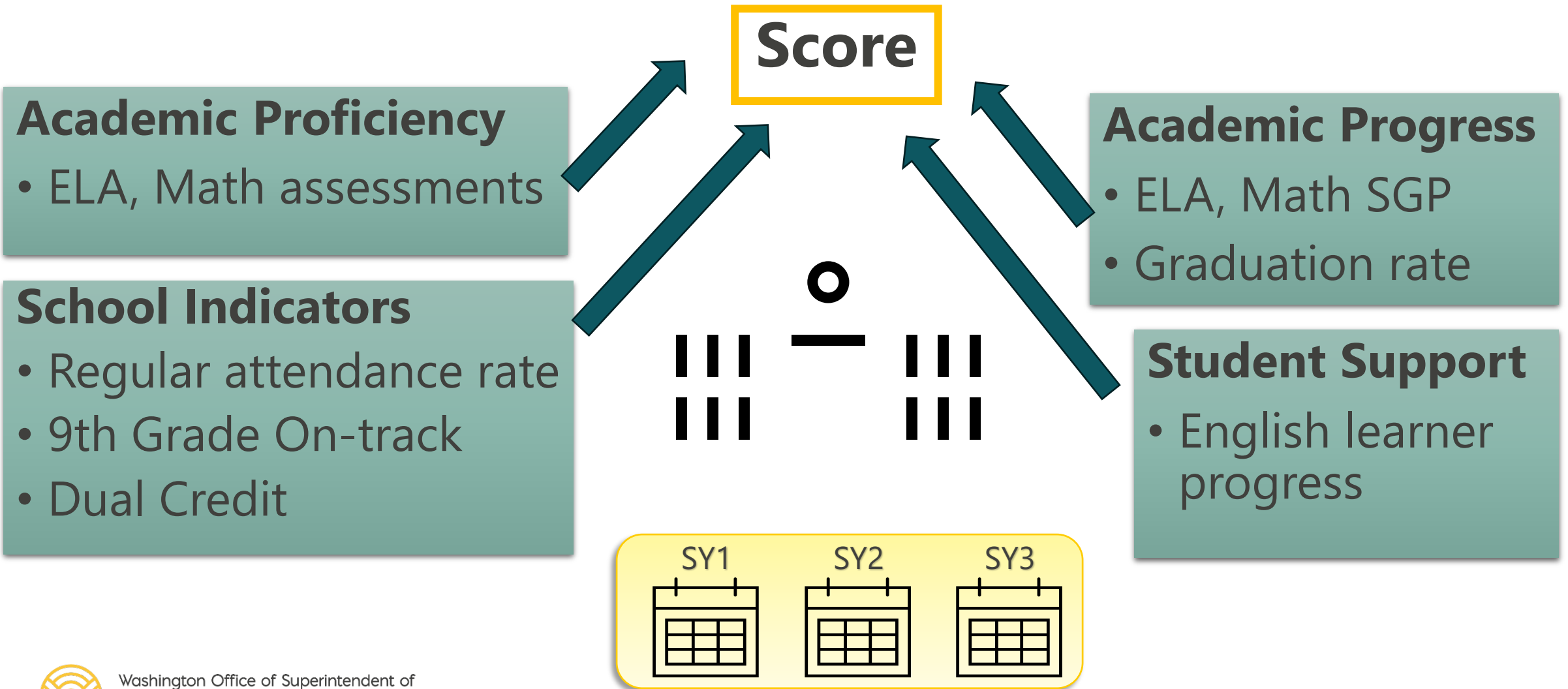
# WSIF Overview

## Washington School Improvement Framework

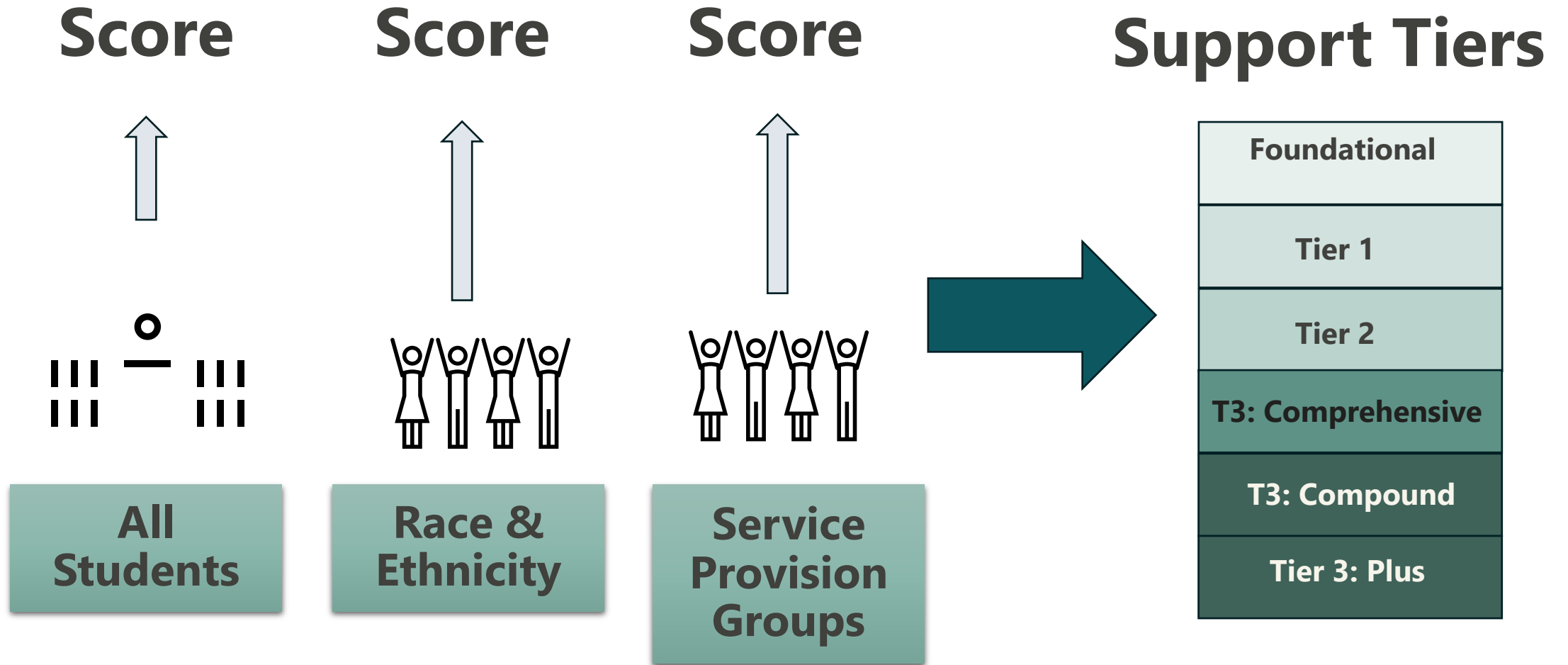
- WA's school accountability system
- Federally required (**E**very **S**tudent **S**ucceeds **A**ct)
- Evaluates how schools are serving students
- Determines the level of support a school receives from OSPI



# WSIF Overview




# WSIF Overview



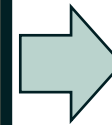
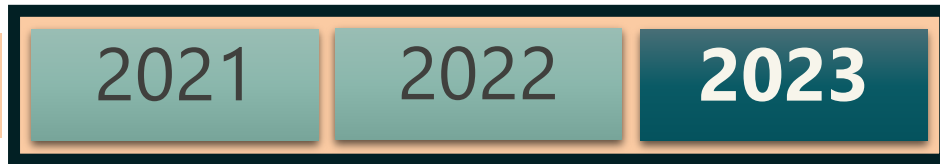
# WSIF Overview

School Years Included

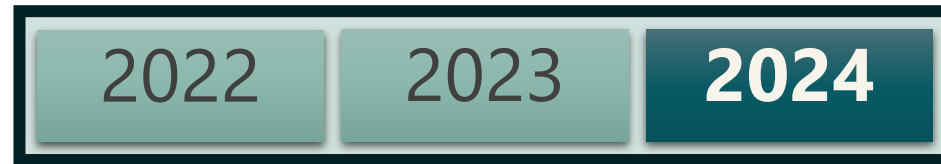


Public Release Year

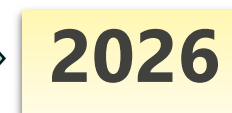
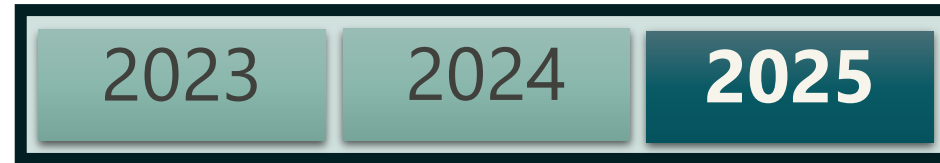
Cycle 3



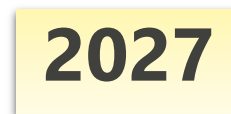

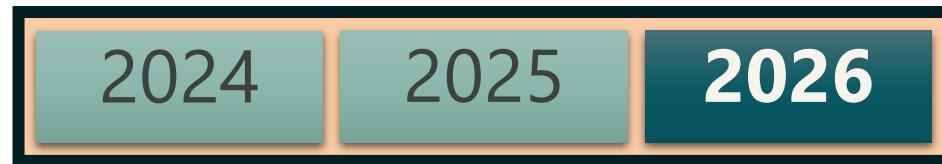
Annual



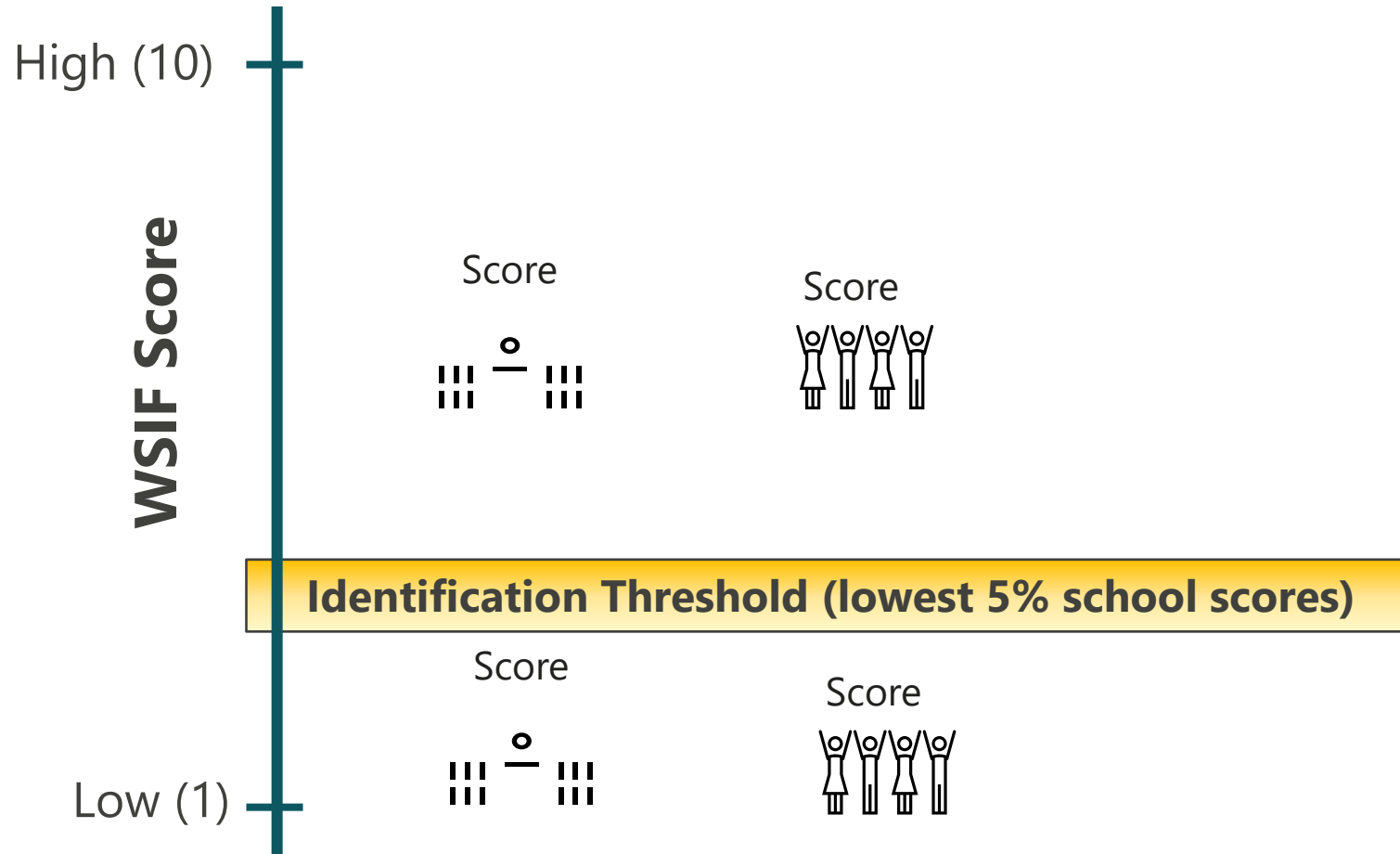
\*Annual



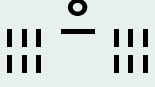

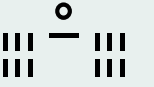
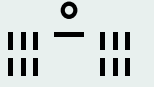
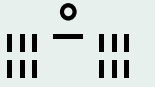


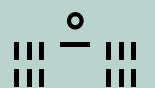

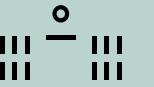
Cycle 4



# WSIF Differentiated Supports



# WSIF Differentiated Supports

WSIF Score	Foundational	Tier 1: 1-2 SG	T2: 3 or more SG	T3: Comprehensive	T3: Compound	T3: Plus
	High	Score  Score 	Score 	Score 		Score 
	<b>Threshold</b>	<b>Threshold</b>	<b>Threshold</b>	<b>Threshold</b>	<b>Multi Cycle – Add. Supports</b>	
Low		Score 	Score  EL Progress	Score  Low Grad	Score 	Score 

## Identification Categories



# WSIF Overview

## Summary of WSIF release

- WSIF data are released **every year** (based on 3 years of data)
- **Cycle Identification** years occur every third year (e.g., 2023, 2026)
  - Cycle year data are used to determine the support level of a school
- **Annual Identification** years occur in-between cycle years (e.g., 2024, 2025)
  - Annual interval data are used for progress monitoring purposes only

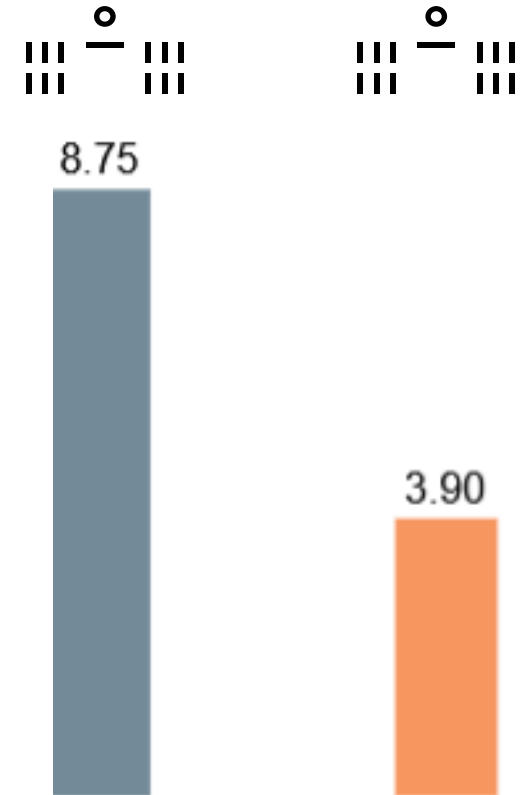




# Interpreting WSIF Data

# WSIF Scores

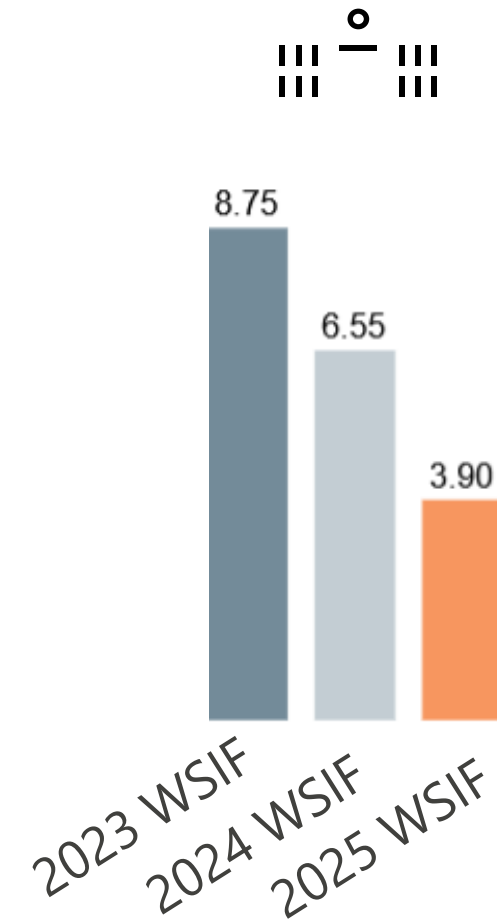
The WSIF score provides a **high-level overview** of **persistent trends** in how a school is serving its students



# WSIF Scores

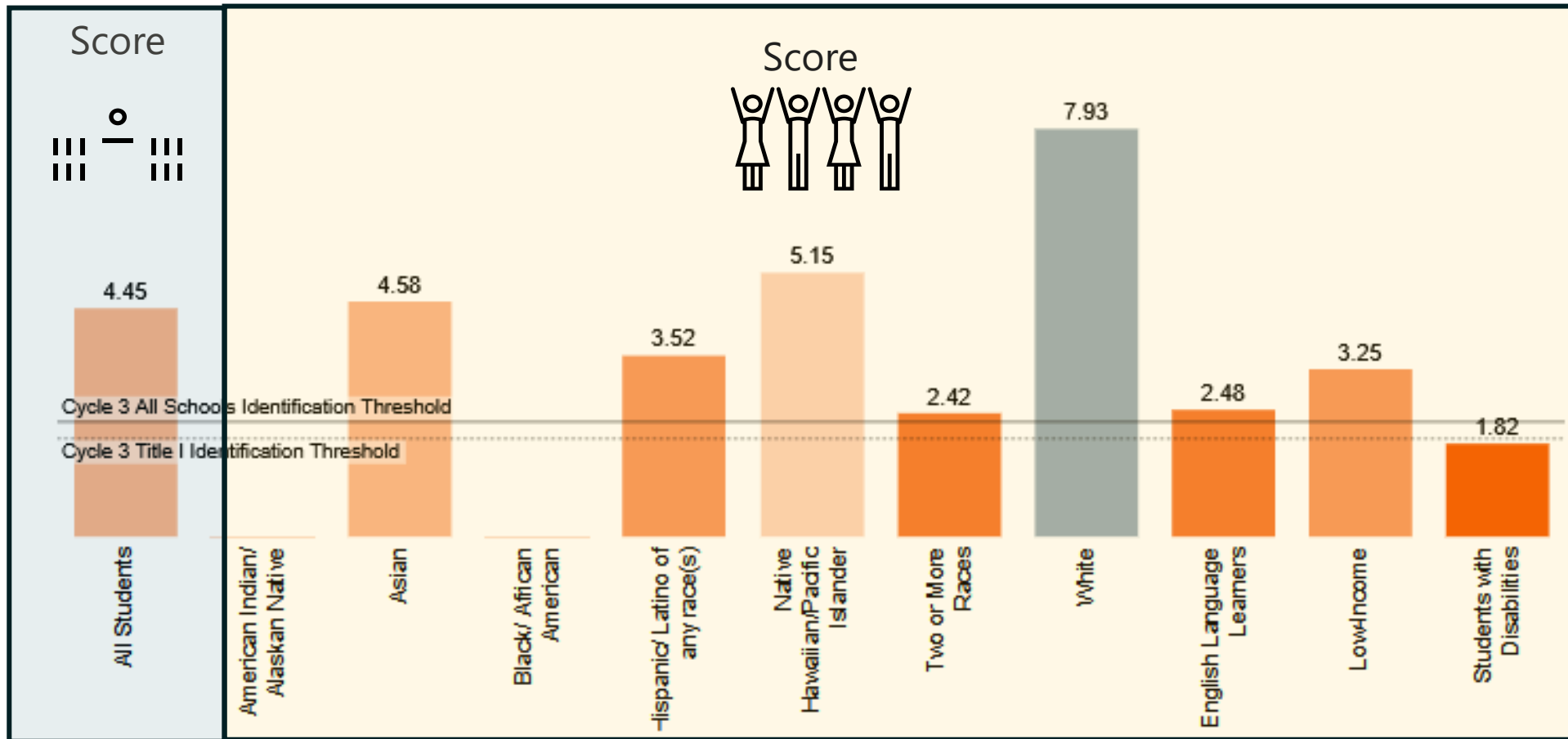
The WSIF score provides a **high-level overview** of **persistent trends** in how a school is serving its students

WSIF scores across years reveal **trends over time**



# WSIF Scores

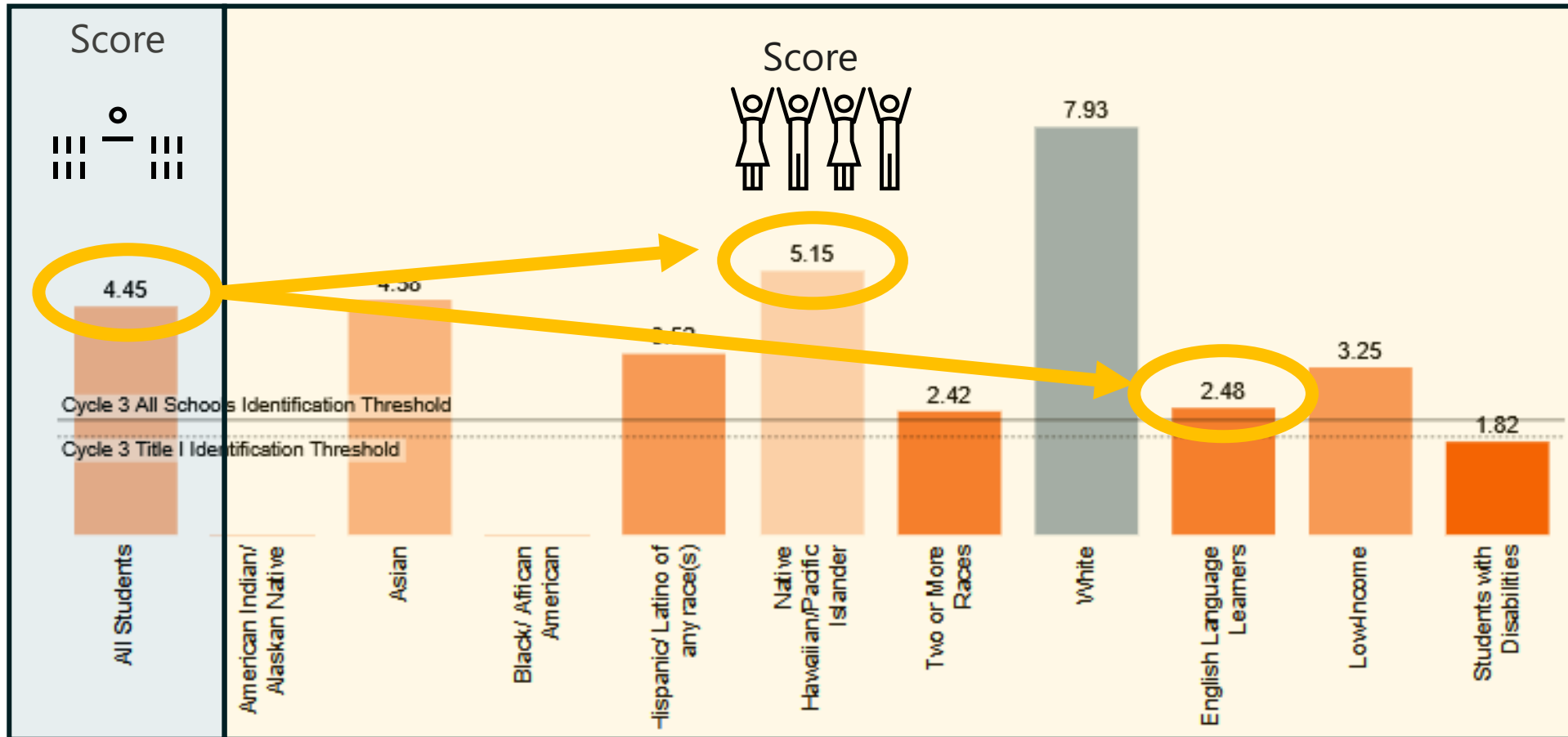
Student Group scores provide a **high-level overview** of how a **school is serving different student groups**



# WSIF Scores

Checking for **education inequities** at a school:

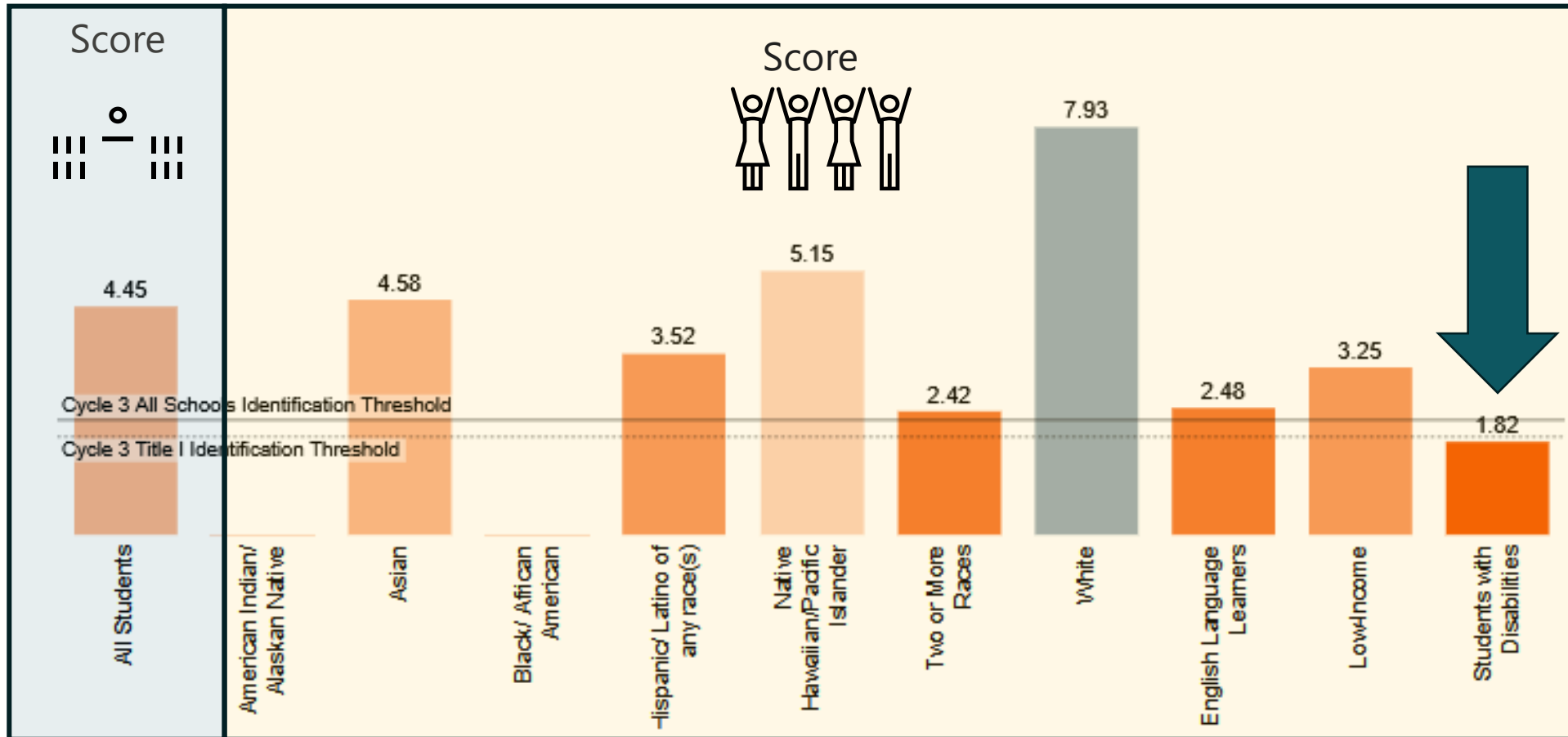
- Compare All Students school score with student group scores



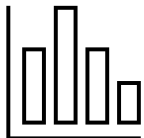
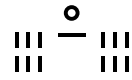
# WSIF Scores

Checking for **education inequities** at a school:

- Compare student group scores with the identification threshold



# WSIF Measures



	All Students	American Indian/ Alaskan Native	Asian	Black/ African America	Hispanic/ Latino of any race(s)	Native Hawaiian/Pacific Islander	Two or More Races	White	English Language Learners	Low-Income	Students with Disabilities
ELA Levels 3 & 4 Rate	38.1%		55.3%	25.8%	31.0%	41.9%	32.8%	49.2%	28.0%	34.8%	11.5%
Math Levels 3 & 4 Rate	36.9%		63.2%	16.1%	27.9%	41.9%	29.3%	53.0%	33.0%	30.0%	14.1%
ELA Median SGP	49		43		49	44	46	60.5	41	49	32.5
Math Median SGP	48		45		45.5	60	29	59	42	45	45.5
EL Progress Rate*	39.0%										
Graduation Rate**											
Regular Attendance Rate	58.1%		69.0%	71.8%	57.4%	44.2%	45.5%	63.0%	62.4%	56.8%	45.2%
Ninth Grade On Track Rate											
Dual Credit Rate											

182  
Students with  
Disabilities



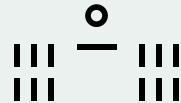
# District Review

## Apple School District

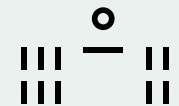
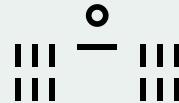
Foundational



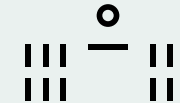
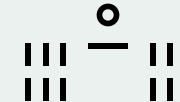
Tier 1



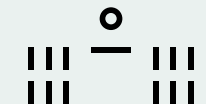
Tier 2



Tier 3

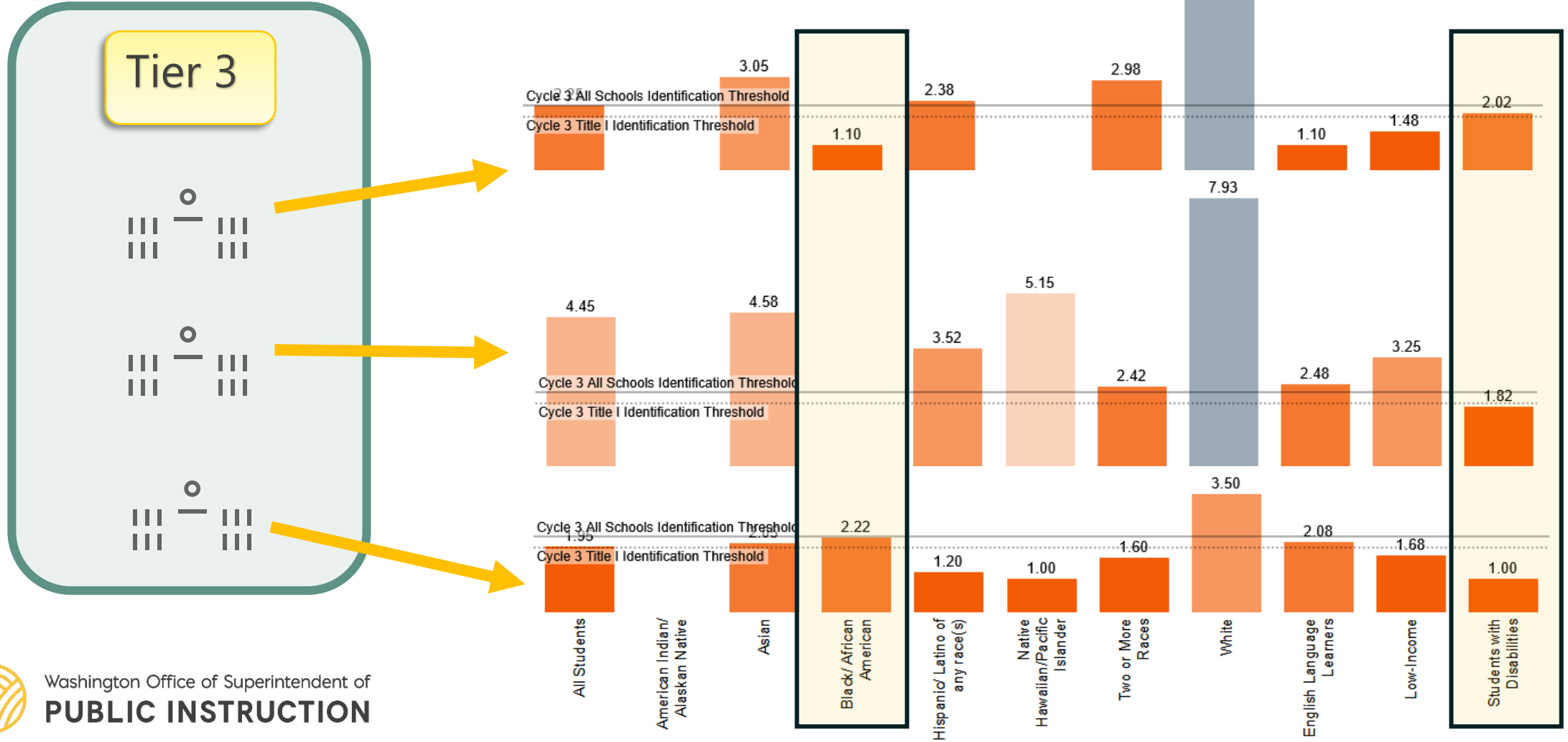


Tier 3+



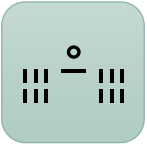
# District Review

## Apple School District



# WSIF Data Summary

## WSIF Scores



- All Students school score provides a high-level overview of how a school is serving its students




- Comparing Student Group scores to All Students school scores or the identification threshold can identify student groups experiencing education inequities at school

## WSIF Measures



- WSIF measures reveal how a school is serving students in specific content or system areas (e.g., ELA, attendance)


## Districts



- Use WSIF data across schools in a support tier to identify key student groups or content areas to support in the L-CAP



# Questions?



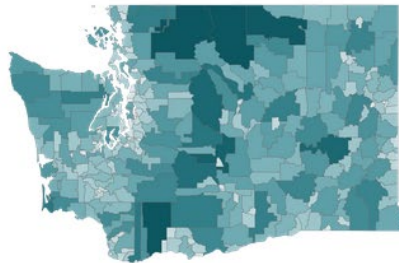
# Where are WSIF Data?



Welcome to the Washington State Report Card!

The purpose of the Washington School Report Card is to share information about our K-12 schools. It is important for you—parents, educators, families, community members, and students—to have information to engage with your schools at the local level. You will see how students at your local school or district performed on our state test, the number of students enrolled, the race and ethnicity of the students and educators in the school community, and much more. I hope this information is empowering.  
- Superintendent Chris Reykdal

## OSPI Report Card ([reportcard.ospi.k12.wa.us](http://reportcard.ospi.k12.wa.us))



I want to see data for a school or school district

School or District Name:

[clear](#)

[Go](#)

[... or choose from a list](#)

### Washington School Improvement Framework

[WSIF](#)

#### More External Resources

[Civil Rights Data Collection \(CRDC\)](#)

[Federal 1003 Funds Allocation and Strategies](#)

[34 C.F.R. §200 Recently Arrived English Learners](#)

# Where are WSIF Data?



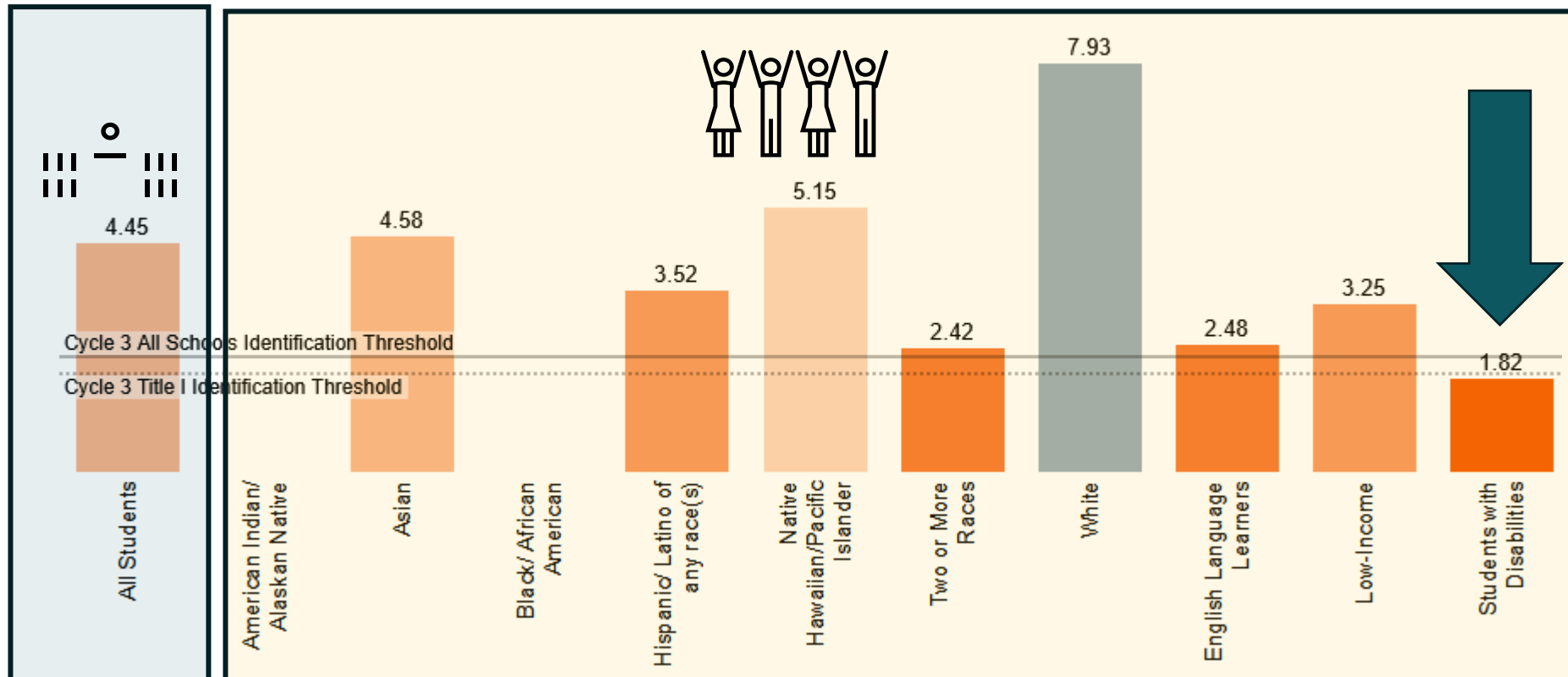

Welcome to the Washington State Report Card!

The purpose of the Washington School Report Card is to share information about our K-12 schools. It is important for you—parents, educators, families, community members, and students—to have information to engage with your schools at the local level. You will see how students at your local school or district performed on our state test, the number of students enrolled, the race and ethnicity of the students and educators in the school community, and much more. I hope this information is empowering.

- Superintendent Chris Reykdal

Summary Details Support Trend Detailed Trend

## WSIF Scores



# Where are WSIF Data?



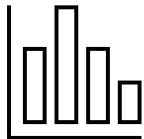
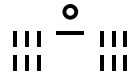
Welcome to the Washington State Report Card!

The purpose of the Washington School Report Card is to share information about our K-12 schools. It is important for you—parents, educators, families, community members, and students—to have information to engage with your schools at the local level. You will see how students at your local school or district performed on our state test, the number of students enrolled, the race and ethnicity of the students and educators in the school community, and much more. I hope this information is empowering.  
 - Superintendent Chris Reykdal

Summary **Details** Support Trend Detailed Trend



## Measure Values



	All Students	American Indian/ Alaskan Native	Asian	Black/ African America	Hispanic/ Latino of any race(s)	Native Hawaiian/Pacifi Islander	Two or More Races	White	English Language Learners	Low-Income	Students with Disabilities
ELA Levels 3 & 4 Rate	38.1%		55.3%	25.8%	31.0%	41.9%	32.8%	49.2%	28.0%	34.8%	11.5%
Math Levels 3 & 4 Rate	36.9%		63.2%	16.1%	27.9%	41.9%	29.3%	53.0%	33.0%	30.0%	14.1%
ELA Median SGP	49		43		49	44	46	60.5	41	49	32.5
Math Median SGP	48		45		45.5	60	29	59	42	45	45.5
EL Progress Rate*	39.0%										
Graduation Rate**											
Regular Attendance Rate	58.1%		69.0%	71.8%	57.4%	44.2%	45.5%	63.0%	62.4%	56.8%	45.2%
Ninth Grade On Track Rate											
Dual Credit Rate											



# Where are WSIF Data?



Welcome to the Washington State Report Card!

The purpose of the Washington School Report Card is to share information about our K-12 schools. It is important for you—parents, educators, families, community members, and students—to have information to engage with your schools at the local level. You will see how students at your local school or district performed on our state test, the number of students enrolled, the race and ethnicity of the students and educators in the school community, and much more. I hope this information is empowering.

- Superintendent Chris Reykdal

Summary Details **Support** Trend Detailed Trend

## Support Tier

Cycle 3 Support Status: **Support Tier 1: Targeted 1-2**

### **School Supports:**

#### **Tier 3 Plus Supports:**

Schools identified as Tier 3 for two or more consecutive WSIF identification cycles.

#### **Tier 3 Supports:**

Schools with the "All Students" student group below the Title I Threshold (5% of Title I schools with the fewest WSIF Combined Score points) or below the All Schools Threshold (5% of all schools with the fewest WSIF Combined Score points) OR schools where the 4-year cohort graduation rate was below 66.7% OR Previous Tier 2 or Tier 1 schools that had one or more student groups score under the Title I Threshold.

#### **Tier 2 Supports:**

Schools with three or more student groups with a WSIF Combined Score below the Title I Threshold or the All Schools Threshold OR Schools where the percentage of multilingual students attaining the English language proficiency (ELP) benchmark is in the lowest 5% of all schools with an ELP rate.

#### **Tier 1 Supports:**

Schools with one or two student groups with a WSIF Combined Score below the Title I Threshold or the All Schools Threshold.

#### **Foundational Supports:**

Schools that are not identified for Tier 3 Plus, Tier 3, Tier 2, or Tier 1.



# Where are WSIF Data?



Welcome to the Washington State Report Card!

The purpose of the Washington School Report Card is to share information about our K-12 schools. It is important for you—parents, educators, families, community members, and students—to have information to engage with your schools at the local level. You will see how students at your local school or district performed on our state test, the number of students enrolled, the race and ethnicity of the students and educators in the school community, and much more. I hope this information is empowering.

- Superintendent Chris Reykdal

Summary

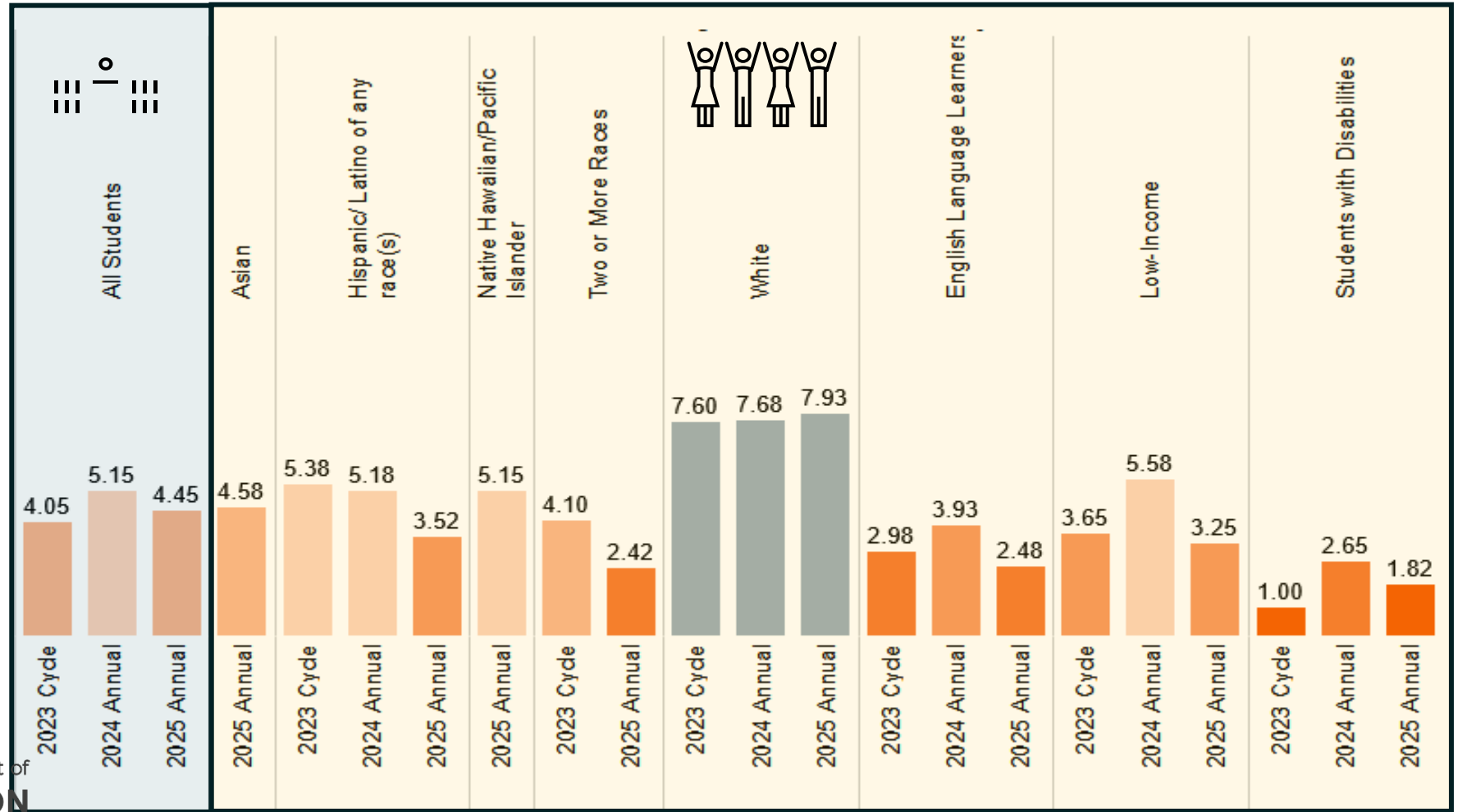
Details

Support

**Trend**

Detailed Trend

## WSIF Scores over Time



Washington Office of Superintendent of  
**PUBLIC INSTRUCTION**

# Where are WSIF Data?



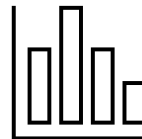
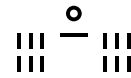
Welcome to the Washington State Report Card!

The purpose of the Washington School Report Card is to share information about our K-12 schools. It is important for you—parents, educators, families, community members, and students—to have information to engage with your schools at the local level. You will see how students at your local school or district performed on our state test, the number of students enrolled, the race and ethnicity of the students and educators in the school community, and much more. I hope this information is empowering.  
 - Superintendent Chris Reykdal

Summary Details Support Trend **Detailed Trend**



## WSIF Scores Changes



	All Students	American Indian/Alaskan Native	Asian	Black/African American	Hispanic/Latino of any race(s)	Native Hawaiian/Pacific Islander	Two or More Races	White	English Language Learners	Low-Income	Students with Disabilities
Final Score	-0.7				-1.7			0.2	-1.5	-2.3	-0.8
ELA Levels 3 & 4 Rate	0		-1	-2	0	-1	-2	1	-1	-1	0
Math Levels 3 & 4 Rate	0		0	-1	0	-1	-3	0	-1	-1	0
ELA Median SGP	-1				-2			1	0	-3	0
Math Median SGP	-2				-4			-1	-4	-4	-3
Graduation Rate**											
EL Progress Rate*	1										
Regular Attendance Rate	0		3	3	0	0	0	1	1	0	0
Ninth Grade On Track Rate											
Dual Credit Rate											

# WSIF Supplemental Accountability

An extension of WSIF for schools that:

- Have fewer than 20 students over three combined years.
- Do not have tested grades (e.g., serve only grades K–2 or 11–12)

Evaluates schools in groups by type:

Primary and  
Secondary

Juvenile Justice  
Centers

K-2 only

Skills Centers

Reengagement  
Schools

Uses a variety of data measures to evaluate each school group

# WSIF Data

## OSPI Data Portal ([ospi.k12.wa.us/data-reporting/data-portal](https://ospi.k12.wa.us/data-reporting/data-portal))

Title:  Years:  Data Domain:  Level of Aggregation:

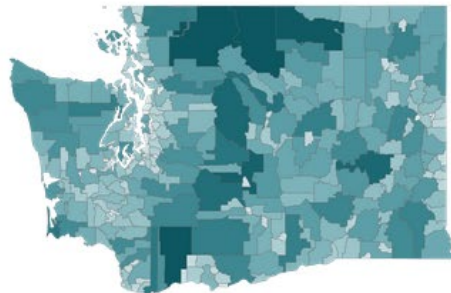
Apply



Title	Data Domain	Year
<a href="#">Report Card Washington School Improvement Framework (WSIF) 2025 Annual</a>	Accountability	2025
<a href="#">Report Card Washington School Improvement Framework (WSIF) 2024 Annual</a>	Accountability	2024
<a href="#">Report Card WSIF Supplemental Accountability 2024 Annual</a>	Accountability	2024
<a href="#">Report Card Washington School Improvement Framework (WSIF) 2023 Run</a>	Accountability	2023
<a href="#">Report Card Washington School Improvement Framework (WSIF) 2022 Run</a>	Accountability	2022
<a href="#">WSIF School Improvement Funds 2019-20 (XLSX)</a>	Student	2020
<a href="#">Report Card Washington School Improvement Framework (WSIF) 2019 Run</a>	Accountability	2019
<a href="#">Report Card Washington School Improvement Framework (WSIF) 2018 Run</a>	Accountability	2018
<a href="#">Report Card Washington School Improvement Framework (WSIF) 2017 Run</a>	Accountability	2017

# Explore WSIF Data

Find a **school** of your choice: <https://reportcard.ospi.k12.wa.us/>



I want to see data for a school or school district

School or District Name:

clear

Go

... or choose from a list

1) What do WSIF scores reveal about overarching school trends?

2) Are there any student groups that may be experiencing education inequities?

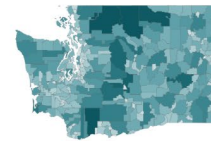
3) What are content/school areas that should be further investigated for improvement?

# From WSIF Data to Action

- Begin required improvement planning based on WSIF results
- Follow a continuous improvement cycle using local and state data
- Prepare actions that meet federal expectations (ESEA §1111(d))



The purpose of the Washington School Report Card is to share information about our K-12 schools. It is important for you—parents, educators, families, community members, and students—to have information to engage with your schools at the local level. You will see how students at your local school or district performed on our state test, the number of students enrolled, the race and ethnicity of the students and educators in the school community, and much more. I hope this information is empowering. - Superintendent Chris Reykdal



I want to see data for a school or school district

School or District Name:

start typing

clear

Go

#### What can I do here?

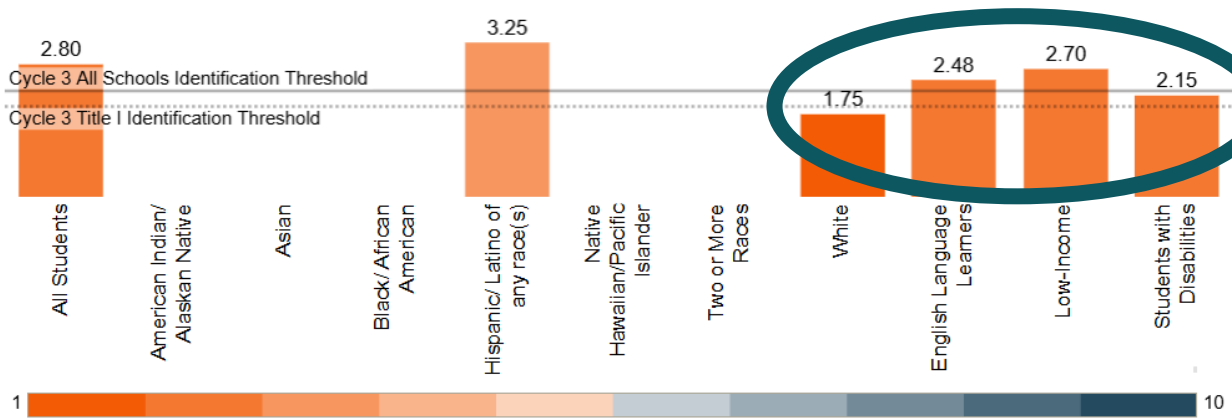
- View school or district performance across multiple student measures, such as assessment proficiency, graduation rates, student growth, and discipline.
- Look up data on classroom teachers, such as teacher qualification and student-teacher ratios.
- Learn more about school and district finances, such as per-pupil expenditures and state/local spending.



Washington Office of Superintendent of  
**PUBLIC INSTRUCTION**

# Start with the Results

2025  
Final Score by Student Group



- Review WSIF scores and all indicators, including achievement, growth, and graduation
- Identify lowest-performing areas using multiple years of data
- Use data as the foundation for planning (ESEA §1111(d)(1)(B))



# Gather Your Team

- Include school leaders, teachers, families, and community partners
- Engage stakeholders early to build shared understanding and ownership
- Meet stakeholder engagement requirements (ESEA §1111(d)(1)(B))



# Look at the Right Data

Final Score by Student Group



- Use WSIF and local data such as attendance, grades, and behavior
- Analyze trends across multiple years and student groups
- Complete a comprehensive needs assessment (ESEA §1111(d)(1)(B)(i))




# Name the Need


- Identify the largest performance gaps and lowest-performing student groups
- Clearly define needs using specific and measurable data
- Address inequities in outcomes (ESEA §1111(d)(1)(B)(ii))

2025 Annual Identification Measures by Student Group

	All Students	American Indian/ Alaskan Native	Asian	Black/African American	Hispanic/Latino of any race(s)	Native Hawaiian/Pacific Islander	Two or More Races	White	English Language Learners	Low-Income	Students with Disabilities
ELA Levels 3 & 4 Rate	14.2%				12.3%			24.0%	5.0%	13.7%	6.3%
Math Levels 3 & 4 Rate	11.9%				10.4%			16.5%	9.0%	11.5%	3.1%
ELA Median SGP	43.5				44			44	37	43	30
Math Median SGP	52				53			37	52	51.5	48
EL Progress Rate*	40.4%										
Graduation Rate**											
Regular Attendance Rate	61.9%		75.0%	73.9%	62.1%	66.7%	50.0%	59.5%	67.3%	62.1%	62.5%
Ninth Grade On Track Rate											
Dual Credit Rate											



# Find the Cause



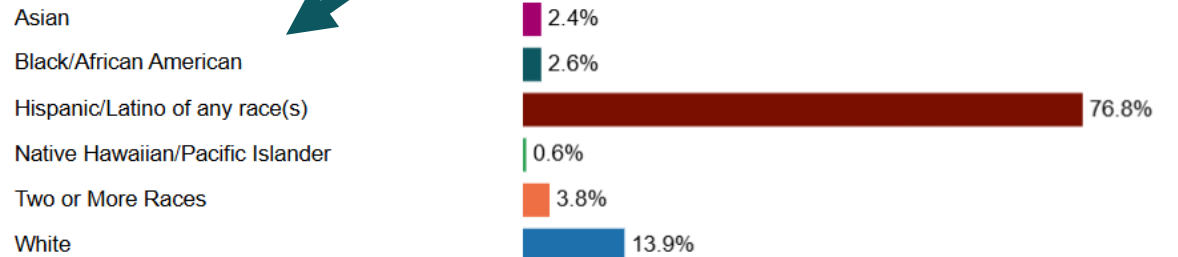
- Identify root causes by examining instruction, staffing, and scheduling
- Focus on system-level issues rather than surface-level problems
- Align improvement strategies to actual causes (ESEA §1111(d))



# Check Resource Use

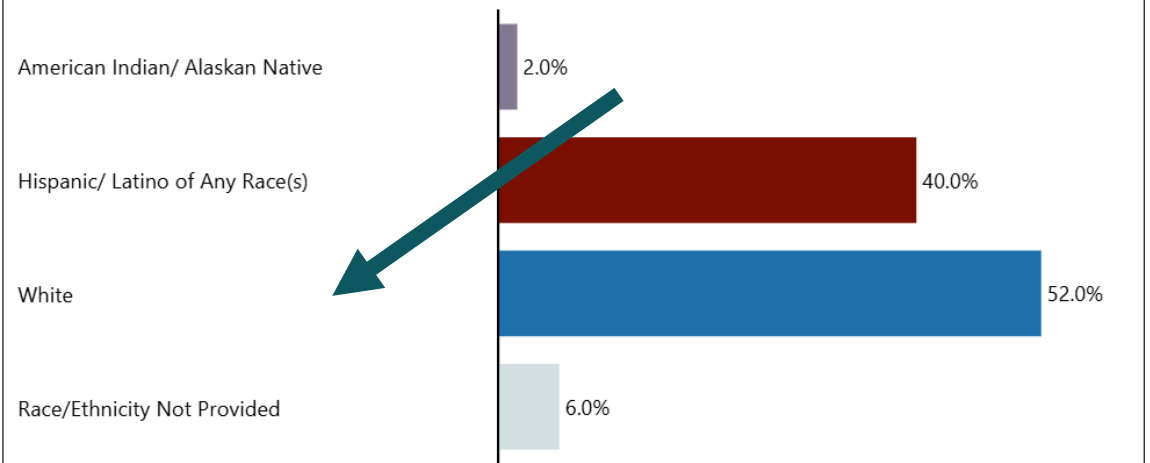
- Analyze access to experienced teachers and strong instruction
- Review availability of interventions, specialists, and supports
- Identify and address resource inequities (ESEA §1111(d)(1)(B)(ii))

## Race/Ethnicity




**Vs.**

## Federal Race/Ethnicity



# Confirm Priorities



- Narrow focus to the highest-impact needs identified in the data
- Align school priorities with district goals and plans
- Ensure district oversight and support (ESEA §1111(d)(3)(A))



# Build the Plan (SIP)

- Set measurable goals tied to identified needs
- Select evidence-based strategies and define clear actions
- Include timelines, responsibilities, and board approval (ESEA §1111(d)(1)(B)(ii–iii); WAC 180-16-220(2))

## OSPI School Improvement Plan 2026-27

*Note: For schools operating a Title I, Part A, Targeted Assistance and Schoolwide Program, use the Consolidated School Improvement Template to satisfy the appropriate Components.*

Additional Guidance:

- [Step-by-Step School Improvement Planning and Implementation Guide](#)
- [How to Use the School Improvement Plan Template Checklist](#)
- [CI Webinar 4 - How to Use the School Improvement Plan Template](#)


### Section 1: Building and District data

<b>Building Name:</b> Click or tap here to enter text.	<b>Does your school share a building with another school?</b> Yes <input type="checkbox"/> No <input type="checkbox"/>  <b>If yes, which one(s)?</b> (Note each school with a school code must submit a separate School Improvement Plan): Click or tap here to enter text.
<b>School Code:</b> Click or tap here to enter text.	<b>Grade Span:</b> Click or tap here to enter text. <b>School Type:</b> Click or tap here to enter text.
<b>Principal:</b> Click or tap here to enter text.	<b>Building Enrollment:</b> Click or tap here to enter text.



# Get Ready to Launch

- Assign staff roles and responsibilities for implementation
- Align schedules, time, and professional learning to priorities
- Use funding to support the plan and ensure district support (ESEA §1003; §1111(d)(3)(A))



# Monitor and Improve



- Monitor progress regularly using multiple data sources
- Meet with teams to review data and track implementation
- Adjust strategies based on results (ESEA §1111(d)(1)(B)(iv))





Conclusion

# Questions

- Any final questions?
  - If anything comes to mind later, join our Office Hours on 4/16/2026  
10:00AM



# Continuous School Improvement Resources

## Continuous Improvement Technical Assistance Network:

- Additional Technical Assistance Topics
- Office Hours
- Funding and Grant Information
- School Improvement Resources
- And much more.

The screenshot shows the Washington Office of Superintendent of Public Instruction website. The header includes the logo and name, social media icons, and a search bar. The navigation menu lists Home, Student Success, Certification, Educator Support, Policy & Funding, Data & Reporting, and About OSPI. The breadcrumb trail is Home > Student Success > Support Programs > System And School Improvement > Continuous School Improvement Resources.

### Continuous School Improvement Resources

OSPI System and School Improvement provides resources and tools to assist our partners, districts, and schools with what they need to create a learning environment and system of sustainable growth. This page consists of information sheets, guides, templates, and tutorials pertaining to Continuous School Improvement supports for schools identified for tiered support (PDF) through the Washington School Improvement Framework (WSIF).

**STUDENT SUCCESS**

- Resources by Subject Area ▶
- Learning Standards & Instructional Materials ▶
- Graduation ▶
- Testing ▶
- Career & Technical Education (CTE) ▶
- Special Education ▶
- Support Programs ▼
  - Attendance, Chronic Absenteeism, and Truancy ▶
  - Building Bridges ▶
  - Center for the Improvement of Student Learning (CISL) ▶
  - Dual Credit Programs ▶
  - Early Learning ▶
  - Inclusionary Practices
  - Inclusionary Practices Technical Assistance Network (IPTN)
  - Learning Assistance Program (LAP) ▶
  - Multi-Tiered System of Supports (MTSS) ▶
  - Ninth Grade Success
  - Student Discipline
  - Student Transfers
- System and School Improvement ▼
  - Whole Child Initiative ▶

**Support**

- OSSI Grants and Fiscal Guidance ▼
- Continuous Improvement Technical Assistance Network ▼

**Templates & Toolkits**

- Comprehensive Needs Assessment ▼
- LEA Consolidated Accountability Plan ▼
- School Improvement Plans ▼
- School Improvement Progress Monitoring ▼

**Subscribe to the monthly Continuous Improvement newsletter**

**CI Guides & Schedules**

- 2025-26 WSIF Cycle 3 Year-At-A-Glance (PDF)
- Basecamp Access Request Form
- Basecamp Tutorial
- Continuous Improvement Glossary (PDF)

**Contact Information**

**OSSI Inbox**  
General inbox for the Office of Systems and School Improvement (OSSI)

**Data**

- Common Data Sources List (PDF)
- Data Inquiry Guide (PDF)
- Data Portal
- Report Card
- Report Card Instructions (PDF)
- Washington School Improvement Framework (WSIF)

# OSSI Webinar Team Contact Info

## Continuous Improvement

- **Liza Hartlyn**
  - Director of Continuous Improvement
  - (360) 870-4832
- **Mary Neal**
  - Continuous Improvement Lead Program Supervisor
  - (360) 764-0198
- **Korey Peterson**
  - Continuous Improvement Program Supervisor
  - (564) 999-0064
- **Roger A. Rich, Jr.**
  - Continuous Improvement Lead Program Supervisor
  - (564) 233-1565





Washington Office of Superintendent of  
**PUBLIC INSTRUCTION**

*Connect with us!*



[k12.wa.us](https://k12.wa.us)



[facebook.com/waospi](https://facebook.com/waospi)



[instagram.com/waospi](https://instagram.com/waospi)



[twitter.com/waospi](https://twitter.com/waospi)



[youtube.com/waospi](https://youtube.com/waospi)



[medium.com/waospi](https://medium.com/waospi)



[linkedin.com/company/waospi](https://linkedin.com/company/waospi)